
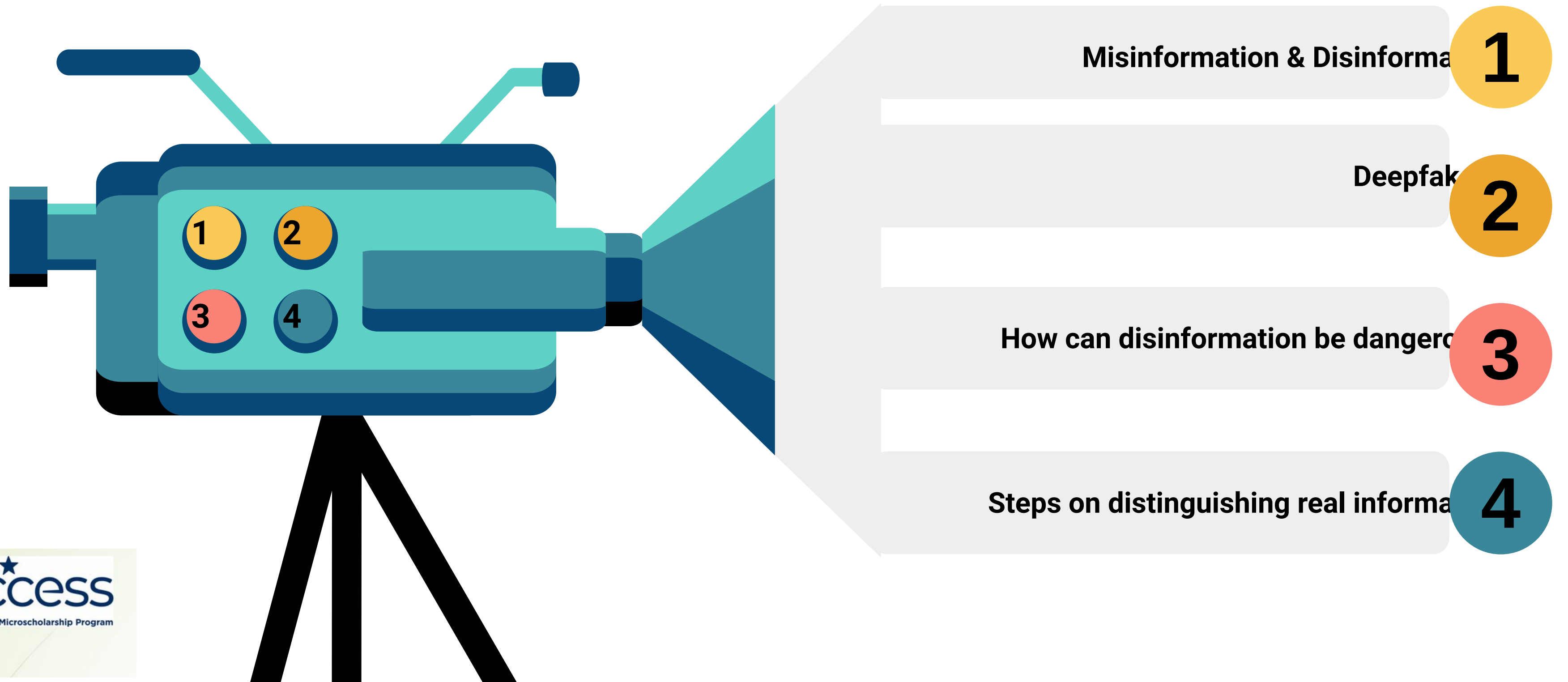


# Lesson 4

## Fake and real information



# What will you learn on this lesson



# Misinformation & Disinformation

## Misinformation

False information that is spread, regardless of whether there is intent to mislead.




## Disinformation

False information, which is intended to mislead, especially propaganda by a government organization to a



# What is deep fakes?

The 21st century's answer to Photoshopping, deepfakes use a form of artificial intelligence called deep learning to make images of fake events, hence the name deepfake.



# How can disinformation be

## dangerous?



- The main instrument of disinformation is the mass media.

many examples when gossip and disinformation campaigns led to negative consequences in society.

- There is also a danger called deep fakes.

# How to distinguish fake vs real information online?

## Step 1

Verify the authenticity of information using fact-checking sites.

## Step 2

Find an "About Us"

## Step 3

Double-check the publication date of the article.



## Step 4

Check the information about the author and his publications

## Step 5

Compare the article with a reliable source.

## Step 6

Don't be fooled by articles with clickbait headlines

# How can we check whether any information is true?

1. Compare with other sources.

2. find an "About Us" or similar page on the website.

3. all answers are correct/true.

# How can we check whether any information is true?

**3. all answers are correct/true.**



**Do we need to avoid false information?**

**1. yes**

**2. no**

**3. maybe**

**Do we need to avoid false information?**

**1.yes**