




**Improving reading skills by listening to songs**





**Any chance to hear English is  
helpful.**

**Even if it's just putting on background music  
during mealtimes, playtimes or when you're  
travelling. But to really improve your English,  
you will need to listen carefully.**



# Reading activities





## Step 1.

PRINT OUT SOME SONG LYRICS. AS YOU KNOW, OUR TEAM HAS PREPARED SOME SONGS FOR YOU - YOU CAN TAKE ANY OF THEM. FOR EXAMPLE, LET'S TAKE THE SONG WALKING BY MARY MARY.



TO PREPARE FOR DIFFERENT ENGLISH LANGUAGE KNOWLEDGE TESTS, STUDENTS SHOULD PRACTICE THINKING ABOUT THE MAIN IDEAS AND MESSAGES IN A TEXT. YOU CAN USE SONG LYRICS TO PRACTICE THIS TYPE OF READING SKILL TOO.



# Step 2.

CUT UP THE LYRICS INTO SEPARATE LINES OR VERSES OR IF YOU ARE NOT ABLE TO PRINT THE PAPER YOU CAN DO THIS TASK ONLINE IN WORDWALL PLATFORM.

TRY TO GUESS THE CORRECT ORDER. FIRST NUMBER THE RED LINES, THEN THE BLUE ONES. HERE WE TOOK ONLY 2 VERSES (COUPLETS)

wordwall.net Walking by Mary Mary - Match up

Wordwall Create better lessons quicker Home Features Community My Activities

0:04

Verse 1	Well, all I can take is one, one step at a time	Verse 2	But I say with walkin' you can't go wrong (No)	Verse 2	Some people say walkin' takes too long	Verse 1	Am I getting you wrong or am I getting you right?
Verse 2	Why should you rush away through life?	Verse 1	Shadow, a cloud, or a line in the sky	Verse 2	You won't get very far runnin' all the time	Verse 1	Tell me what you see when I pass by

<input type="text"/>	4	<input type="text"/>	3
<input type="text"/>	6	<input type="text"/>	2
<input type="text"/>	5	<input type="text"/>	8
<input type="text"/>	7	<input type="text"/>	1

Submit Answers

THE LINK IS HERE

[HTTPS://WORDWALL.NET/RESOURCE/54418450/WALKING-BY-MARY-MARY](https://wordwall.net/resource/54418450/walking-by-mary-mary)

# Step 3.

NOW LISTEN TO THE SONG TO  
CHECK IF IT'S RIGHT.

