

MY

HOUSE

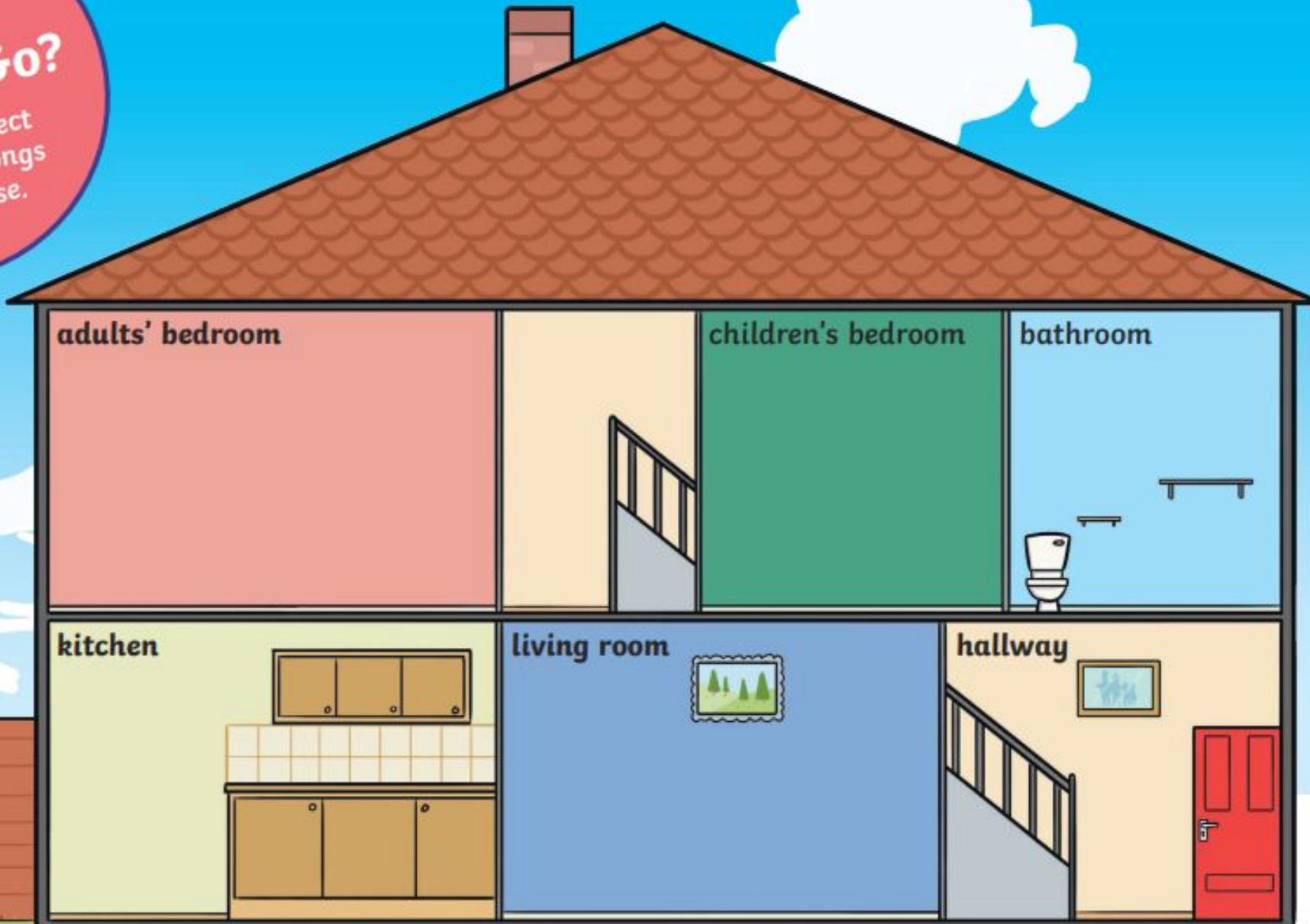


Yeldibayeva
Raushan

HIGH TECH

Where Does It Go?

Put each object where it belongs in the house.



Watch with students interesting videos on the topic of my home. Students won't be bored in the lesson and will be able to quickly learn new words.



LOW TECH

Listen and match the pictures with the names of the rooms



Dining room



Bathroom



Kitchen

Bedroom

Living room



NO TECH

Vocabulary: My House

bookcase




chair




desk



bed



stool



fan




carpet



clock



mirror



drawers




lamp



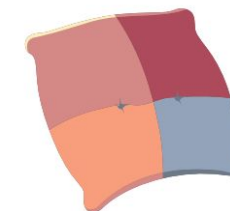
clock




mirror



cushion




FLASHCARDS



living room



bedroom



bathroom



dining room



living room



kitchen

VOCABULARY JAR

How to use:

Children take a piece of paper from the jar. If it's a word, it has to be right. If the picture – called. Of course, this should be done correctly, then it can be kept, otherwise it's sent back to the jar.

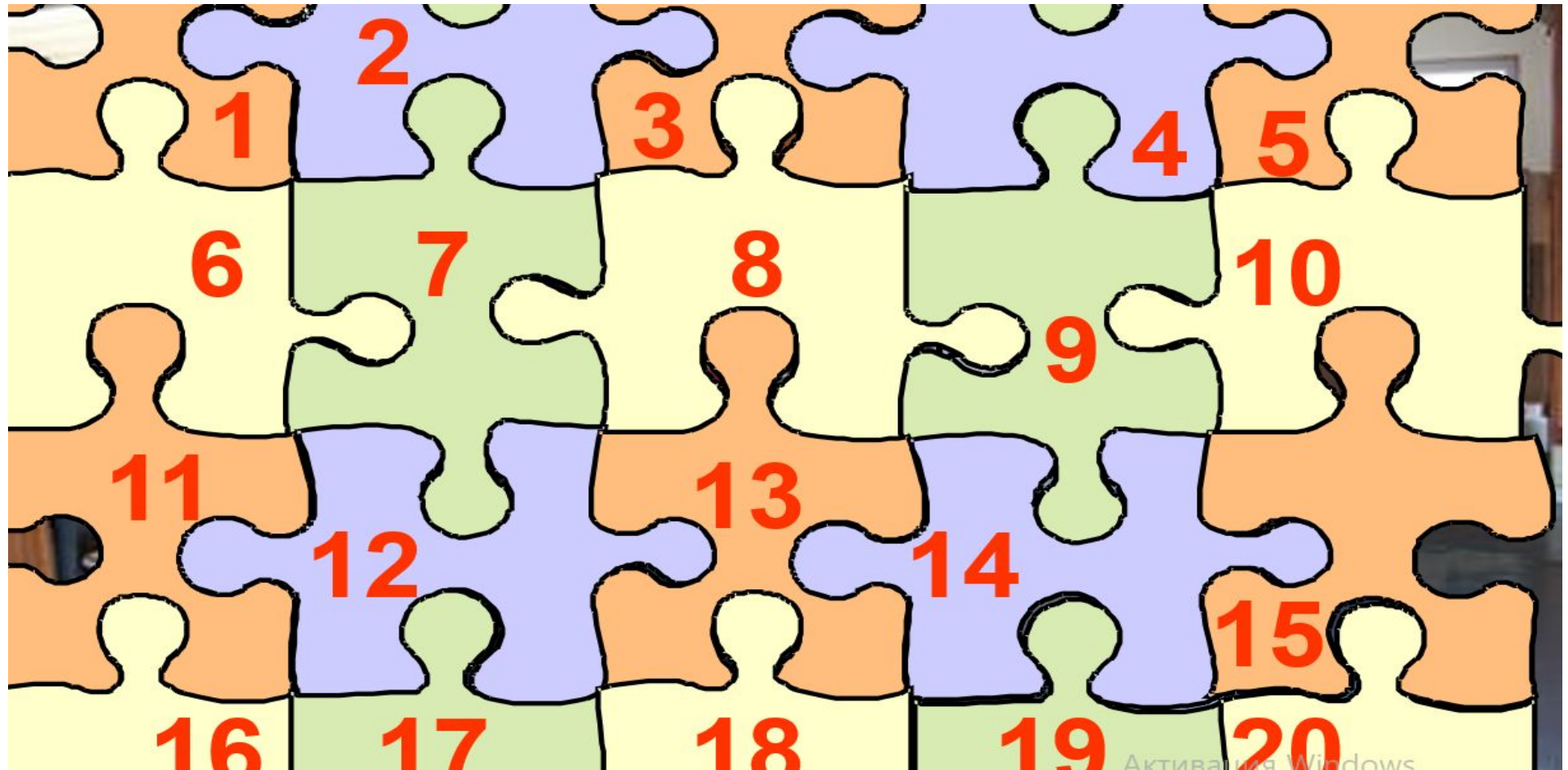
VOCABULARY



<https://docs.google.com/document/d/1EFUYSbOY32huSeAkJc0LiuRMmDCFq2fs/edit?usp=sharing&oid=106066780462774412860&rtpof=true&sd=true>

Guess the room!

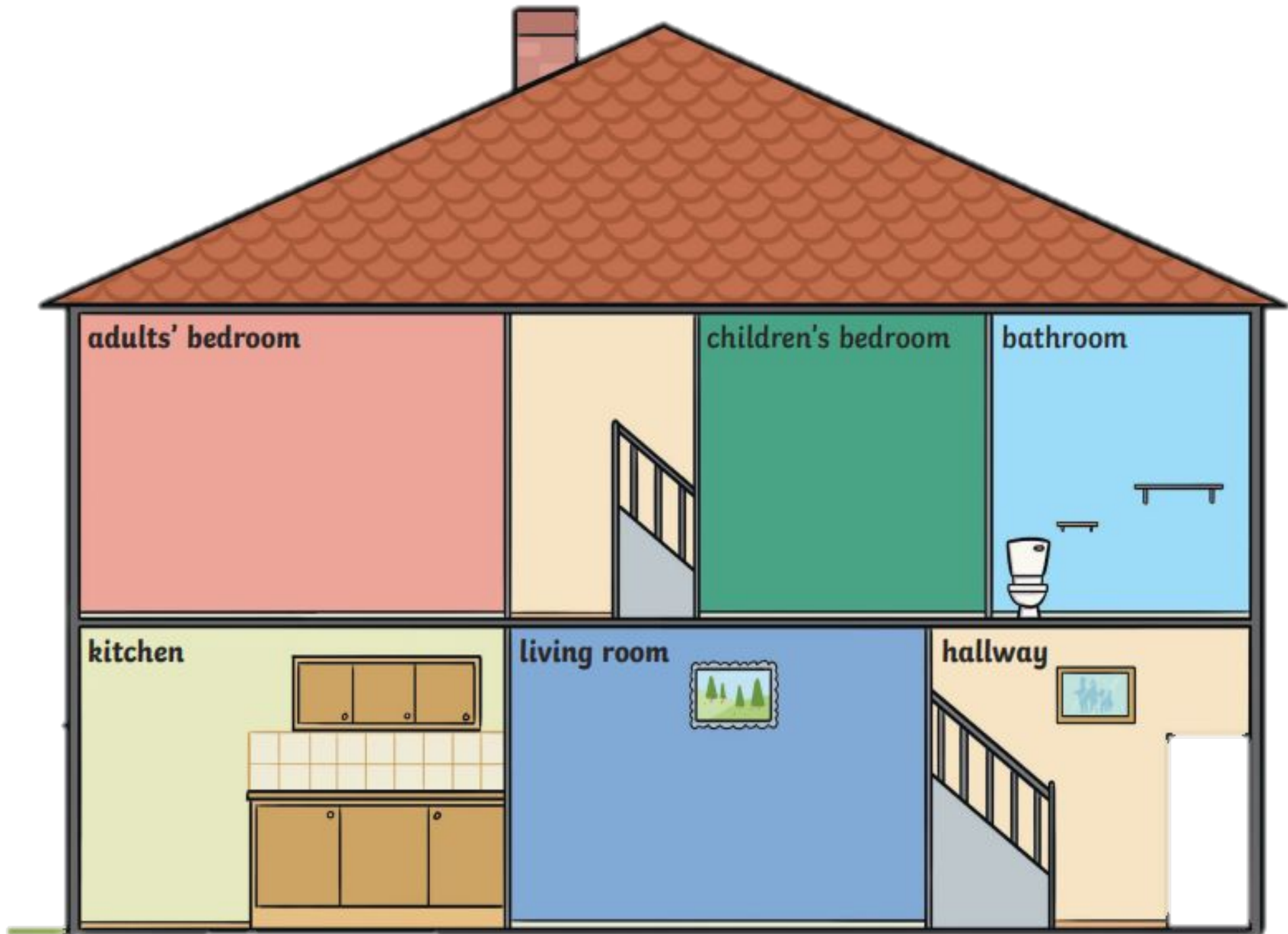
Follow the link below



https://docs.google.com/presentation/d/1cgO_bzPA4umDlxv2NMPikatRQkhou959/edit?usp=sharing&ouid=106066780462774412860&rtpof=true&sd=true

Where Does It Go?

Put each object where it belongs in the house.





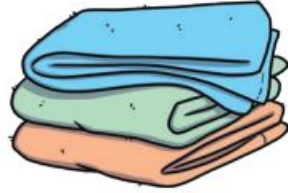
twinkl.com



twinkl.com



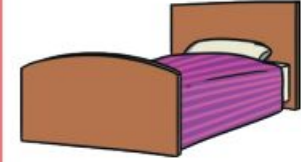
twinkl.com



twinkl.com



twinkl.com



twinkl.com



twinkl.com



twinkl.com



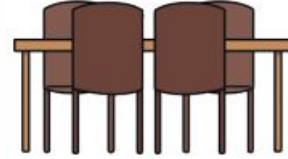
twinkl.com



twinkl.com



twinkl.com



twinkl.com



twinkl.com



twinkl.com



twinkl.com



twinkl.com



twinkl.com



twinkl.com



twinkl.com



Autismagic



twinkl.com



twinkl.com



twinkl.com



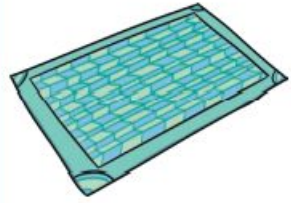
twinkl.com



twinkl.com



twinkl.com




twinkl.com



twinkl.com



twinkl.com



twinkl.com




twinkl.com



twinkl.com

twinkl.com


Can you answer to the questions?



Where do you read?



Where do you play?




Where do you do your homework?



Where do you watch TV?



Where do you eat dinner?




Where do you have a bath?



Where do you brush your hair?




Where do you get dressed?



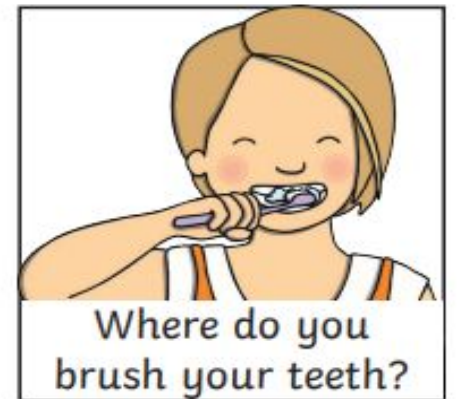
Where do you eat breakfast?



Where do you sleep?




Where do you cook?





Where do you brush your teeth?

Cut the pictures using scissors, paint the pieces of furniture and answer to the questions

Living room	Living room	Bedroom	Bedroom
	<p>What can you see in the picture?</p> <ol style="list-style-type: none"> 		<p>What can you see in the picture?</p> <ol style="list-style-type: none">
<p>..... 8.</p> <p>..... 7.</p> <p>..... 6.</p> <p>..... 5.</p> <p>..... 4.</p> <p>..... 3.</p> <p>..... 2.</p> <p>..... 1.</p> <p>What can you see in the picture?</p>		<p>..... 8.</p> <p>..... 7.</p> <p>..... 6.</p> <p>..... 5.</p> <p>..... 4.</p> <p>..... 3.</p> <p>..... 2.</p> <p>..... 1.</p> <p>What can you see in the picture?</p>	
Bathroom	Bathroom	Kitchen	Kitchen

We have examples. Look!





There is, There are in the House Sorting Game Cards

Teacher Instructions: Cut out the “There is, There are” cards. Students will need a copy of the house scene. Students will sort the cards under the “Yes” card if the sentence is true. They will place the card under the “No” if the sentence is false

Yes

No

There **are** three pictures in the house.

There **are** two chairs in the kitchen.

There **is** an oven in the kitchen.

There **is** a pie in the oven.

There **is** a cat in the living room.

There **is** a sink in the bathroom.

There **is** a bathtub in the bathroom.

There **are** two beds in the house.

There **are** two people in the house.

There **is** a hairbrush under the table.

There **are** four rooms in the house.

There **is** a shower in the bathroom.

There **is** a rug in the living room.

There **is** a lamp in the living room.

There **are** three pillows on the bed.

There **are** two mirrors in the house.

 Next slide

THERE IS - THERE ARE

A) Choose the correct answer.

- 1) There is / there are ten people in the bus.
- 2) There is / there are a little cat behind the tree.
- 3) There is / there are lots of book in the library.
- 4) There is / there are nobody at home.
- 5) There is / there are some books on the table.
- 6) There is / there are nothing to eat in the fridge.
- 7) There is / there are children in the classroom.



B) Fill in the blanks with "THERE IS - THERE ARE"

- 1) ----- something wrong with my ear.
- 2) ----- a frog near the lake.
- 3) ----- some flowers in the vase.
- 4) ----- some rice in the bowl.
- 5) ----- no money in my pocket.
- 6) ----- some fresh fruit in the basket.
- 7) ----- a blue dress in my wardrobe.
- 8) ----- a new student in our classroom.



THERE IS, THERE ARE. EXERCISE 2

C) Put in Order

- 1) some / are / at the cinema / there / children. -----
- 2) is / with my homework / a problem / there. -----
- 3) anybody / there / at home / is / ? -----?
- 4) cheese / is / some / there / in the fridge / -----
- 5) are / in the dishwasher / any / there / dirty plates?
-----?
- 6) glasses / there / on the table / are / three / near the plates.

- 7) there / not / any / in the bottle / is / water.

- 8) are / in my mother's wardrobe / beautiful dresses / there.



D) Turn the sentences into Negative.

1) There is a car in front of our house.

2) There are some dolls in the box.

3) There is blue hat on the sofa.

4) There is nothing wrong with me.

5) There are six men at the door.

6) There is a different car
in the garage



E) Turn the sentences into Question.

1) There are new competitors at the race.

-----?

2) There is a dictionary in my bag.

-----?

3) There are some chalks in the box.

-----?

4) There are three students in the library.

-----?

5) There is a cheap car in the gallery.

-----?

6) There are some cookies left
on the table.

-----?

