



# A BIG BOOK OF ACTIVITIES FOR CHILDREN




**FOOD**

vocabulary



## Food



Something you can eat



## Fruits



Learn about world food


<https://www.youtube.com/watch?v=4uuGYHfnVRE>

## Vegetables

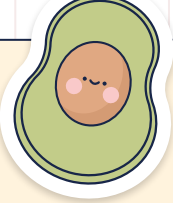


## Drinks

Something you can drink



IncludeMe Project



fish



eggs



nuts



oil






Bread



Rice




Cheese



Meat




# Four delicious fruits



**Strawberry**

**Watermelon**



**Learn about fruits**


<https://www.youtube.com/watch?v=KRqg3RJFWPo>



**Banana**

**Avocado**





## Six sweet foods



**Donut**



**Pancakes**



**Watermelon**



**Cereals**



**Strawberry**



**Banana**

# The best diet



**Breakfast**



**Lunch**



**Snack**



**Dinner**

**Learn about meals**

<https://www.youtube.com/watch?v=rgD29iGFTUU>

# Examples of healthy food



**Carrot**



**Avocado**



**Broccoli**



**Lettuce**

**Learn about healthy meal**

<https://www.youtube.com/watch?v=YZ11C-U7S8I>





# A BIG BOOK OF ACTIVITIES FOR CHILDREN

**FOOD**

Assessment and games

# Make your own grocery list

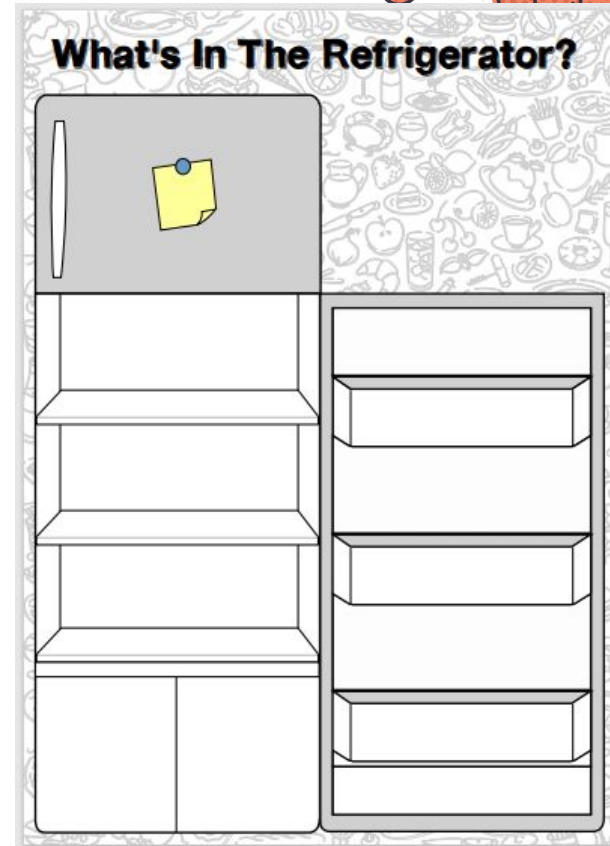
	Item	Price	Quantity	Department
	Apple	\$0.50	4	Fruits
	Broccoli, fresh	\$1.50	1	Produce
	Chicken thighs	\$7.30	4-5 lbs	Meat/Seafood
	Honey, raw	\$2.30	½ gal	Produce
	Milk	\$1.75	100 ml	Dairy
	Eggs	\$3.45	2 dozen	Fruits

## How to play What's Missing?:

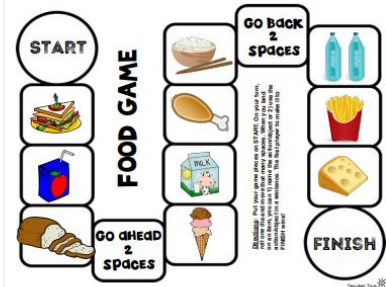


1. **Start by choosing 7 vocabulary flashcards.**
2. **Cycle through them using the 2-1-0 method for teaching vocabulary quickly.**
3. **Put all of the cards on the blackboard using magnets.**
4. **Review the 7 vocabulary items once more.**
5. **Take the cards off the blackboard and remove 1.**
6. **Put the 6 remaining cards back onto the board.**
7. **Ask the class..."What's Missing?"**
8. **Repeat steps 5 - 7 while changing the cards you've removed from the original 7 vocabulary cards. Make a point of taking out an increasingly large number of cards.**

**This activity is suitable for both lo-tech and hi-tech classes. you can cut out the food and glue it to the fridge and thus test your knowledge of the I like /don't like/do you like?**

**You can also do the activity on the board, cut out food from magazines and newspapers and glue it on the board to practice grammatical constructions.**



**Board games are a great way to raise motivation in class, you can use them to repeat the topic of food and the construction I like/don't like/do you like?**



**This game is easy  
to play, pick a  
card and name  
the answer in  
time.**



By Anna Wanyan

Find more worksheets here: <https://vk.com/mishkie> © mishkie.ru




write a recipe for your favorite dish, you can cut it out of printouts, but an even more interesting activity would be to make an actual salad or sandwich.

### WRITING A RECIPE

Order the steps to prepare the recipe and drop:

Put on your apron.	Put your ingredients on one piece of bread.	Eat the sandwich.
Butter each piece of bread.	Wash your hands.	Cut the sandwich into two pieces.
Take two slices of bread.	Put the second piece of bread on top.	SWANDWICH
Cut the ingredients.		


Recipe: 0. SANDWICH  from the kitchen of

Ingredients	Directions
1	
2	
3	7
4	8

### WRITING A RECIPE

Order the steps to prepare the recipe and drop:

Put on your apron.	Peel and Wash the potatoes.	Flip the omelette.
POTATOES OMELETTE	Wash your hands.	The omelette is ready to serve
Cook the potatoes.	Cut the potatoes.	Beat the eggs.
Break the eggs into a bowl.	Mix the egg and the potatoes and add some salt.	Add the mixture to a frying pan and cook.

Recipe: 0. POTATOES OMELETTE  from the kitchen of

Ingredients	Directions
1	
2	
3	8
4	

### Writing a Recipe

Read the vocabulary and follow the instructions to write the recipes:

FUP BEAT BREAK WASH SERVE

CUT ADD HEAT MIX COVER COOK


#### KITCHEN UTENSILS




### WRITING A RECIPE

Order the steps to prepare the recipe and drop:

Put on your apron.	Roll out the dough into a round shape.	Make the dough.
Put your toppings on.	Wash your hands.	Grate the cheese and sprinkle on top.
Place in the oven to cook.	When ready cut into slices and eat.	Spread tomato sauce on top.

PIZZA 

Recipe: 0. PIZZA  from the kitchen of

Ingredients	Directions
DOUGH	1
TOMATO SAUCE	2
CHEESE	3
	4
	7
	8

# Make your own meal planner

## Monday

- Breakfast: Muesli
- Lunch: Beef bowls
- Dinner: Simple ribollita

## Tuesday

- Breakfast: Muffins
- Lunch: Noodle soup
- Dinner: Roasted pork

## Wednesday

- Breakfast: Cereals
- Lunch: Lentil curry
- Dinner: Salade

## Thursday

- Breakfast: Apple
- Lunch: Korean lentils
- Dinner: Thai chicken

## Friday

- Breakfast: Banana
- Lunch: Avocado sushi
- Dinner: Chicken-quinoa

## Weekend


- Breakfast: Salmon
- Lunch: Egg Salad
- Dinner: Beef fajitas



# Make your own daily menu: Monday

	Recipe	Item	Amount	Time
<b>Breakfast</b>	Homemade muesli	Nuts/seeds, milk, blueberries, cereals	9 cups	3 min
<b>Lunch</b>	Beef bowls	Beef, rice, sesame oi, onion, sugar	1 lb. beef mince	20 min
<b>Dinner</b>	Simple ribollita	Can cannellini beans, onion, tomatoes	14-oz. can cannellini beans	1 hour

# Choose the correct name



Banana

Apple

Cherries

Fried egg

Strawberry

Carrot

Bacon

Oranges

Milk

Chocolate

Pears


Pineapple



???



???



???



## Donut

I like donut.



## Banana

I don't like banana.



## Juice

I like juice.




Do you like donut?

-Yes, I do ✓

Do you like banana?



-No. I don't ✗

# Game instructions







It can be played alone or in groups of 2 to 4 people



- Arrange the letters in the correct order to get the corresponding word of the name of the food that appears on the sticker
- Write the correct word in the boxes below
- On the right you can see an example of what a properly terminated set of connections would look like






Put it in the correct order 01




Put it in the correct order 02



Put it in the correct order 03





Put it in the correct order 04



a

c

b


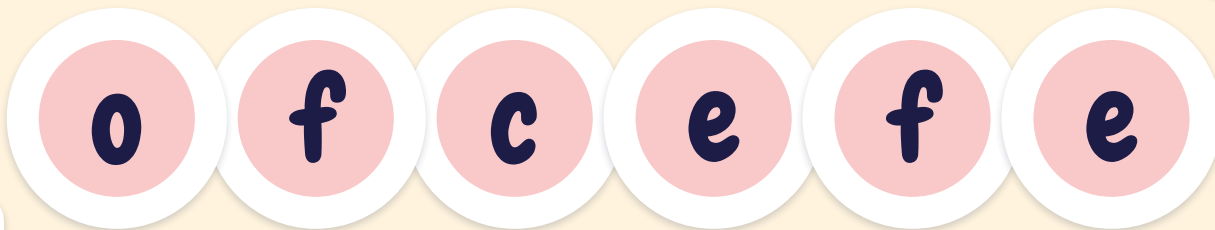


n

o





Put it in the correct order 05



3. Write **like** or **don't like**.



I  chips.

I  rice.



I  milk.

I  fish.



I  chicken.

I  soup.



I  spaghetti.

I  salad.



I  salad.

I  milk.



I  fish.

I  chicken.

can be used for  
assessment or  
speaking



# A BIG BOOK OF ACTIVITIES FOR CHILDREN

**FOOD**

Useful links

## Fruit and Desserts: Colouring and Spelling Worksheet

Listen to your teacher. Circle and colour the picture you hear. Then write the correct word below that picture.



It's an apple.



banana	grapes	cake	jelly	pineapple
Ice cream	apple	pie	lemon	Lollipop

colouring and spelling, word search, circle the picture


## ESL Kids World: what's for dinner?

Name: \_\_\_\_\_

Date: \_\_\_\_\_

Draw the pictures. Cut out the words. Glue, stick and label.


Steak  
Spaghetti  
Cabbage  
Rice  
Chilli  
Potatoes  
Cola



Copyright © 2013 [www.eslkidsworld.com](http://www.eslkidsworld.com)

<https://eslkidsworld.com/worksheets/food%20worksheets/index.html>

10000+ результатов для 'food games'



Food

Анаграмма от Milanasadovniko

Food



Go getter 2 P23,Ex3

Сопоставить

от Dasaborisenko06

Food

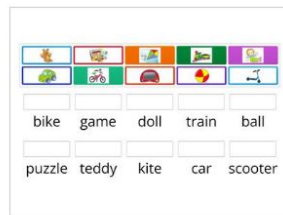


Prepositions of places

Сопоставить

от Dalmirabekova03

Gadgets



games

Сопоставить от Tleulinova



<https://wordwall.net/ru/community/food-games>

**Read and drag the food**

Read the sentences and drag the food to the correct plate.

1. I like tomatoes. (tomato)

2. I like carrots. (carrot)

3. I like chicken. (chicken)

4. I don't like cheese. (cheese)

5. I don't like chicken. (chicken)

6. I like ham. (ham)

7. I don't like tomatoes. (tomato)

8. I don't like yoghurt. (yoghurt)

9. I like yoghurt. (yoghurt)

10. I like bananas. (banana)

11. I like cheese. (cheese)

12. I like apples. (apple)

**Read and drag. Food**  
Grade/level: 3<sup>o</sup>  
by TeacherEwyng

**Food and Cooking**

Match the words and pictures.

Food and cooking

apple, banana, bread, butter, cheese, chicken, coffee, egg, fish, ham, milk, onion, potato, tomato, yoghurt

Food and vegetables

broccoli, carrot, cucumber, eggplant, green pepper, onion, potato, tomato, zucchini

Meat

beef, chicken, fish, ham, pork

Dairy

cheese, milk, yoghurt

Breads

bread, pizza, sandwich

Drinks

beer, coffee, juice, milk, water

Other

oil, salt, sugar, vinegar

**Food and Cooking**  
Grade/level: B1  
by 0508rojas\_gaby

**FOOD**

Help memory to put away the shopping!

Put the food on the correct place in the cupboard and in the fridge.

Shopping list:

apples, bananas, bread, butter, cheese, chicken, coffee, egg, fish, ham, milk, onion, potato, tomato, yoghurt

Refrigerator:

FRIDGE

FRIDGE

FRIDGE

CUPBOARD

CUPBOARD

CUPBOARD

**Food**  
Grade/level: Primary school  
by teacher\_Sylvie

[https://www.liveworksheets.com/worksheets/en/English\\_as\\_a\\_Second\\_Language\\_\(ESL\)/Food](https://www.liveworksheets.com/worksheets/en/English_as_a_Second_Language_(ESL)/Food)

Match the sentences to the pictures.

I like tomatoes. (tomato)

I like carrots. (carrot)

I like chicken. (chicken)

I don't like cheese. (cheese)

I don't like chicken. (chicken)

I like ham. (ham)

I don't like tomatoes. (tomato)

I don't like yoghurt. (yoghurt)

I like yoghurt. (yoghurt)

I like bananas. (banana)

I like cheese. (cheese)

I like apples. (apple)

**Food I like and dislike**  
Grade/level: 1

Listen and choose the correct picture.

1. I like tomatoes. (tomato)

2. I like carrots. (carrot)

3. I like chicken. (chicken)

4. I don't like cheese. (cheese)

5. I don't like chicken. (chicken)

6. I like ham. (ham)

7. I don't like tomatoes. (tomato)

8. I don't like yoghurt. (yoghurt)

9. I like yoghurt. (yoghurt)

10. I like bananas. (banana)

11. I like cheese. (cheese)

12. I like apples. (apple)

**Food**  
Grade/level: beginner

**Foods: Spell it right!**

Organize the letters:

apple: eippA

banana: ananab

chicken: cieR

chicken: reOgna

chicken: omdenLe

chicken: taWer

chicken: gEg

chicken: kooCel

chicken: shiF

**Anagram puzzle FOODS**  
Grade/level: primero de primaria




<https://www.macmillanenglish.com/kz/catalogue/courses/very-young-learners/doodle-to-2nd-edition/levels-samples>



## Beginner

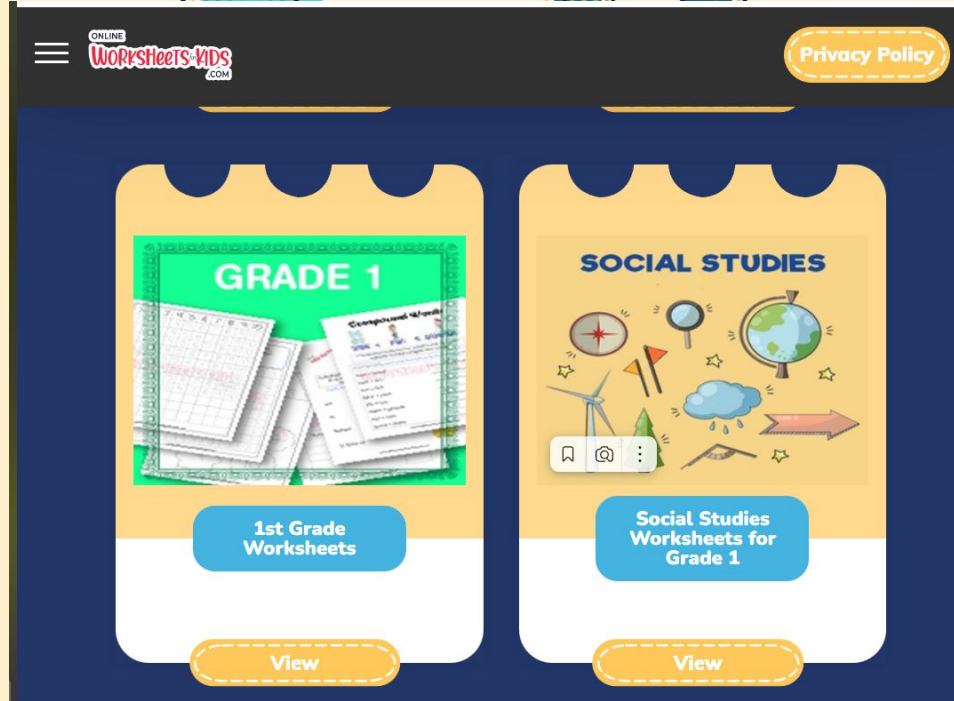
Authors: I. WISNIEWSKA, E. PRICE, G. PATHARE

[DOWNLOAD ALL SAMPLES](#)

NAME	ISBN	
LANGUAGE HUB BEGINNER STUDENT'S BOOK WITH STUDENT'S APP	9781380016508	 <a href="#">Download/View sample</a>
LANGUAGE HUB BEGINNER DIGITAL STUDENT'S BOOK WITH STUDENT'S APP	9781380074591	
LANGUAGE HUB BEGINNER DIGITAL STUDENT'S BOOK WITH STUDENT'S APP AND DIGITAL WORKBOOK	9781380066893	
LANGUAGE HUB BEGINNER WORKBOOK WITH KEY AND ACCESS TO AUDIO	9781380016539	
LANGUAGE HUB BEGINNER WORKBOOK WITHOUT KEY AND ACCESS TO AUDIO	9781380016546	

<https://www.macmillanenglish.com/kz/catalogue/courses/adults-and-young-adults/language-hub/levels-samples>





<https://www.onlineworksheetsforkids.com/>

The screenshot shows the Super Simple website interface. At the top left is the logo "SUPER SIMPLE" with the tagline "A Place To Learn & Play". To the right are "Login" and "Sign Up" links, and a hamburger menu icon. A large orange banner contains the text "FREE WORKSHEETS" and a printer icon. Below the banner, there is a search bar and three dropdown menus labeled "Choose A Theme", "Choose A Show", and "Choose A Song". At the bottom, four worksheet thumbnails are displayed: "12 Days Of Christmas", a maze, "Printable Map", and "What's Your Name?".

<https://supersimple.com/content-type/worksheets/>

## Free Worksheets for Kids



### Math Worksheets

For practicing some math skills, there is nothing more effective than a pencil and paper. Our free math worksheets for grades 1-6 cover math skills from counting and basic numeracy through advanced topics such as fractions and decimals.



### Reading Comprehension Worksheets

Use our reading comprehension worksheets to improve reading skills. Free stories followed by exercises, as well as worksheets on specific comprehension topics.



### Preschool and Kindergarten Worksheets

Our printable preschool and kindergarten worksheets help kids learn their letters, numbers, shapes, colors and other basic skills.



### Vocabulary Worksheets

Our vocabulary worksheets provide vocabulary, word recognition and word usage exercises for grades 1-5.



### Spelling Worksheets

Our spelling worksheets help kids practice and improve spelling, a skill

<https://www.k5learning.com/free-worksheets-for-kids>

TOPworksheets

Interactive worksheets and  
online exercises in english

English language

VOCABULARY

1. Choose the correct verb in each sentence.

3. I ... the eggs when my sister goes into my kitchen.

a. wash    b. dice    c. fry

2. Cook ... potatoes with butter, pepper, salt and sugar.

a. fry    b. wash    c. fry

3. My sister said ... an egg with the meaning about working in a kitchen.

a. wash    b. fry    c. fry

4. When you called yesterday, I ... every one.

a. wash    b. fry    c. fry

5. Do you want to ... something for Dad's birthday?

a. wash    b. fry    c. fry

6. We discuss ... for at least three - she has something good.

a. wash    b. dice    c. fry

7. Can you ... me a favor?

a. fry    b. wash    c. fry

8. He ... all the time when at the school.

a. fry    b. wash    c. fry

9. I ... my homework for an hour every day.

a. fry    b. wash    c. fry

10. I would like to ... my car.

a. fry    b. wash    c. fry

TEENS B1 UNIT...

English language

1. ... the night.

2. ... the night.

3. ... the night.

4. ... the night.

5. ... the night.

6. ... the night.

7. ... the night.

8. ... the night.

9. ... the night.

10. ... the night.

Put the words in the correct order to make sentences.

1. use / have / hand / you / the / sports / the / high

2. ... / ... / ... / ... / ... / ... / ... / ... / ... / ...

3. ... / ... / ... / ... / ... / ... / ... / ... / ... / ...

4. ... / ... / ... / ... / ... / ... / ... / ... / ... / ...

5. ... / ... / ... / ... / ... / ... / ... / ... / ... / ...

ADULTS A2 UN...

English language

AVATAR

1. ... the night.

2. ... the night.

3. ... the night.

4. ... the night.

5. ... the night.

6. ... the night.

7. ... the night.

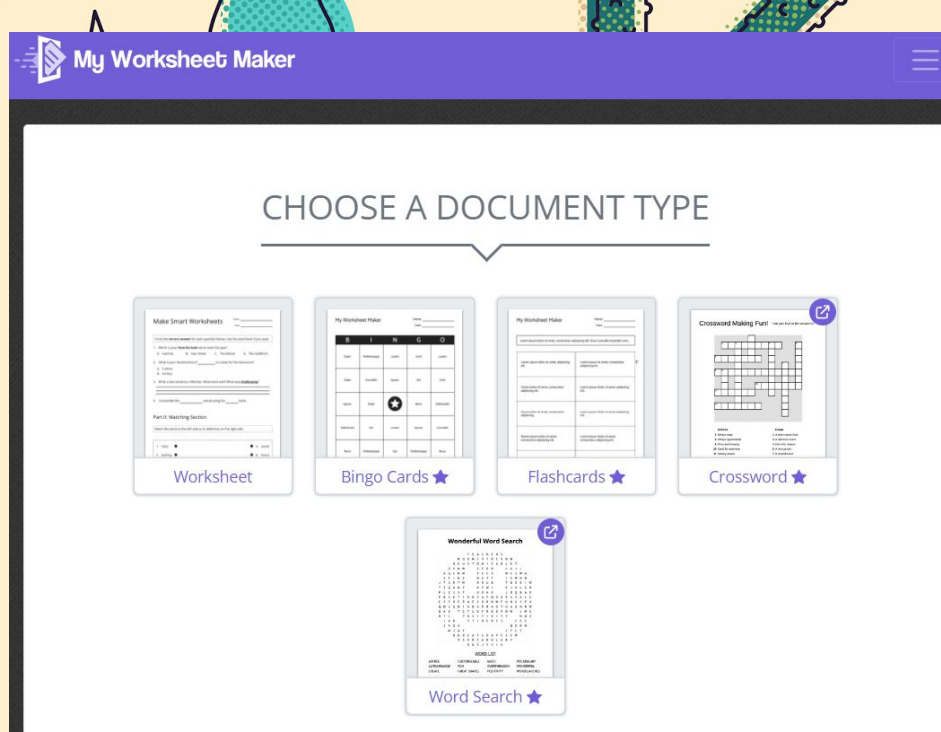
8. ... the night.

9. ... the night.

10. ... the night.

ADULTS A1 RE...

<https://www.topworksheets.com/en>



<https://myworksheetmaker.com/>

**Food Worksheets**, Food worksheet templates, Food board games, and classroom materials with images from

**Tools for Educators**



Make worksheets with images, text only or mixed text and images. You decide. Everything is 100% customizable so you can make worksheets and activities to fit your classroom needs.

Food Worksheet Templates:

---

**Reading Worksheets, Writing Worksheets and Spelling Worksheets**

<https://toolsforeducators.com/food.php>



<https://vk.com/englishprops>




№131. < Describing Bundle > ...  
550 ₺ 610 ₺



№130. < Describing Routines...  
190 ₺



№128. < Name 5 > 2in1  
100 ₺



№342 < Fishing Pronouns An...  
210 ₺




№118. < Describing cards >  
170 ₺



№111. < Describe the picture...  
250 ₺



№28. < Pencil+Sharpener en...  
130 ₺



№42. < Hedgehogs and fish >  
140 ₺

<https://vk.com/languagestuff>





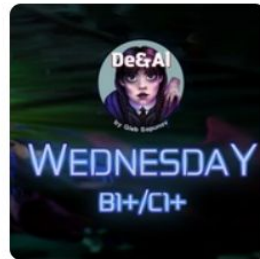
Sunny Bunnies  
250 ₺




Mickey Mouse Valentine's Da...  
300 ₺



Valentine's Day B1/B1+  
350 ₺



Wednesday B1+/C1+  
750 ₺



Animals (A1-A2)  
390 ₺







Wednesday (A2-B1)  
850 ₺



Selfish Giant | Интерактивн...  
480 ₺

<https://vk.com/deandal>



<https://vk.com/mishkie>

**SPRING**

chick      bee

rainbow      ladybug      sun

C	C	A	L	O	N	L	U
R	O	S	E	E	G	A	L
C	C	H	I	C	K	D	K
R	P	N	T	E	D	Y	Y
A	L	B	R	O	S	B	E
S	E	E	I	S	S	U	N
E	A	E	N	P	E	G	W
R	A	I	N	B	O	W	H

ezn7learn.com

spring\_unscramble\_teacher\_switcher.pdf  
916 KB

**SPRING**

**Read and choose**

rain	
kite	
floues	
grass	
umbrella	

**SPRING**

**Read and match**

caterpillar •	•	
worm •	•	
snail •	•	
rabbit •	•	
butterfly •	•	

<https://vk.com/teacherswitcher>