




# A BIG BOOK OF ACTIVITIES FOR CHILDREN

BODY PARTS




**HI-TECH**



# QUIZIZZ BODY PARTS

[https://quizizz.com/admin/quiz/start\\_new/56fa6db9905a99040f5affdd?ctaSource=cta-quiz\\_detail\\_copy\\_edit&fromPage=admin-quizType-id-slug](https://quizizz.com/admin/quiz/start_new/56fa6db9905a99040f5affdd?ctaSource=cta-quiz_detail_copy_edit&fromPage=admin-quizType-id-slug)



**SING THE SONG!**

**Body**

**parts**

**[https://youtu.be/gS\\_Mz3ekkck](https://youtu.be/gS_Mz3ekkck)**

**Body bop bop!**

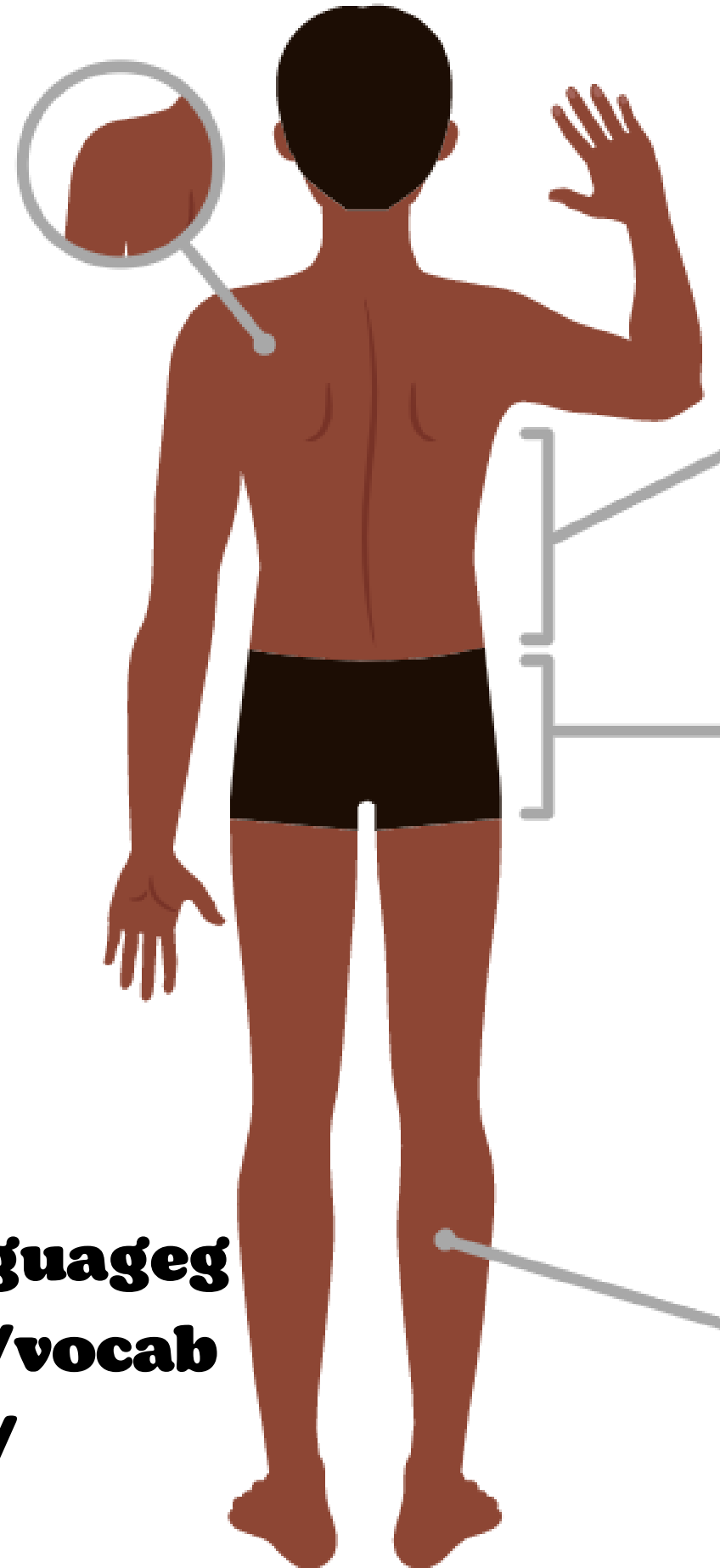
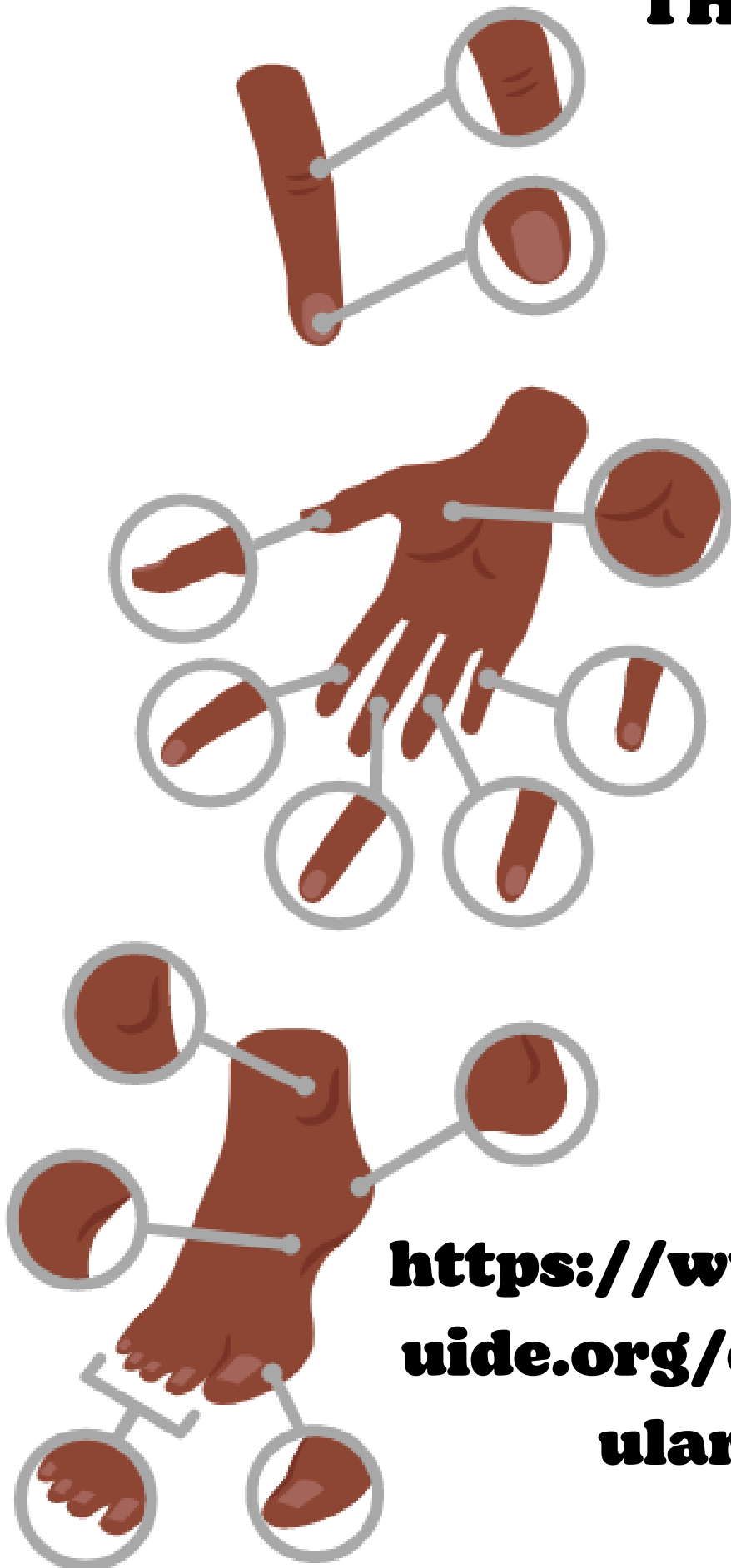
<https://www.eslgamesplus.com/video/body-parts-dialogue-esl-video/>



It has  
two big ears.




# THE BODY

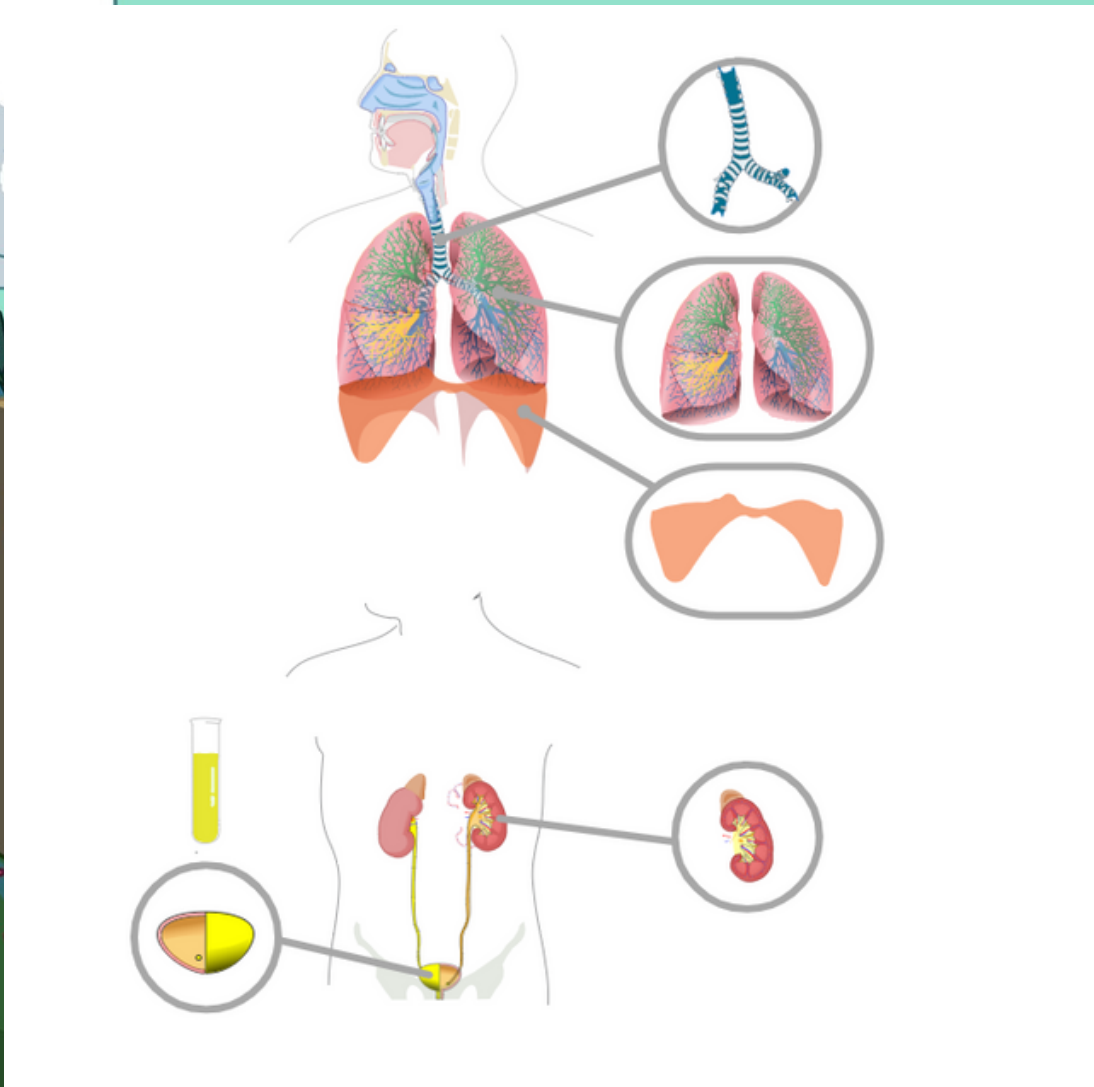


<https://www.languageguide.org/english/vocabulary/body/>

# THE FACE



<https://www.languageguide.org/english/vocabulary/face/>



<https://www.languageguide.org/english/vocabulary/organs/>

**THE ORGANS**

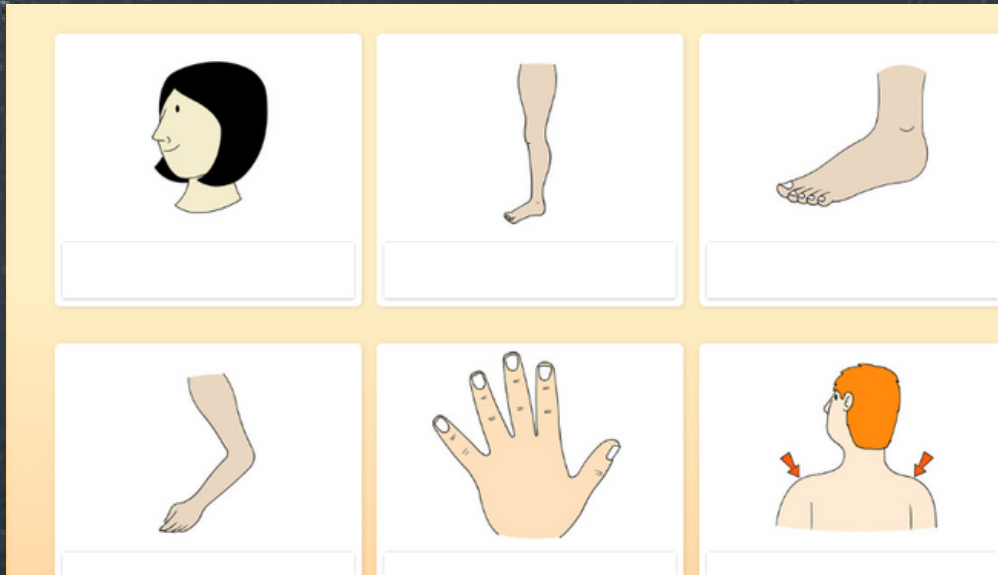
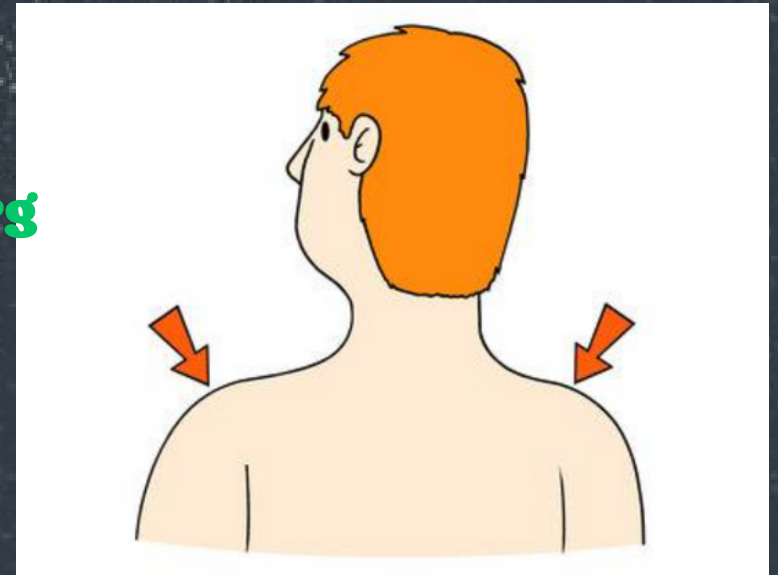




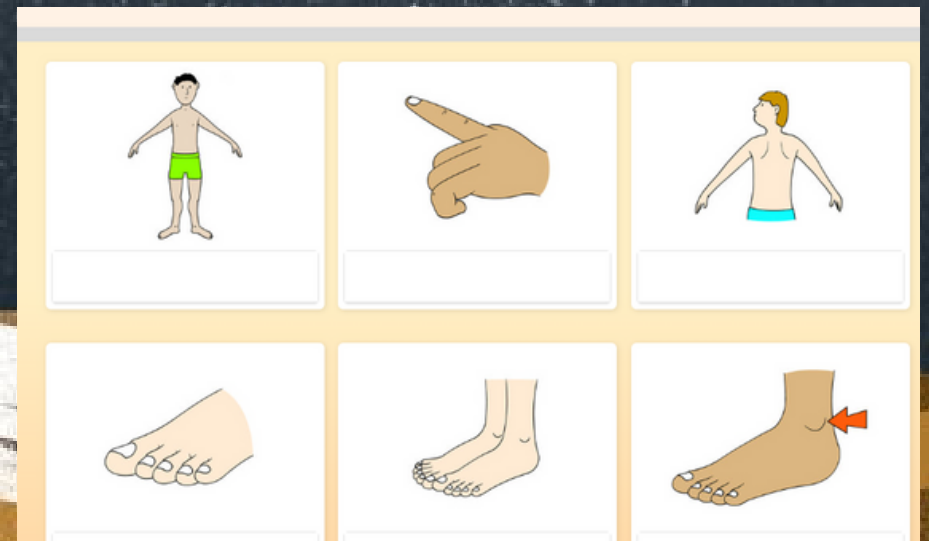
**LOW-TECH**

<https://learnenglishkids.britishcouncil.org/print-and-make/flashcards/human-body-flashcards>

<https://learnenglishkids.britishcouncil.org/grammar-and-vocabulary/word-games/parts-of-the-body-2>



## FLASHCARDS





<https://www.eslgamesplus.com/body-parts-esl-vocabulary-memory-game/>

**MEMORY GAME**

2

3

4

**TRUE OR FALSE?**

6

7

8

10

11

12

<https://wordwall.net/ru/resource/24817808/english/true-or-false-the-monster-has-doesnt-have>

# Body Parts

Learn n' Review

Vocabulary

games

Spelling

games

Questions

games

Grammar

games

<https://www.mes-games.com/bodyparts.php>

<https://games4esl.com/quiz/body-parts-quiz/>

# Body Parts Quiz

Can you name these  
body parts in English?




[www.Games4esl.com](http://www.Games4esl.com)



<https://www.youtube.com/watch?v=ZanHgPprl-0>

**SING THE SONG ALL  
TOGETHER(PHYSICAL EXERCISE)**

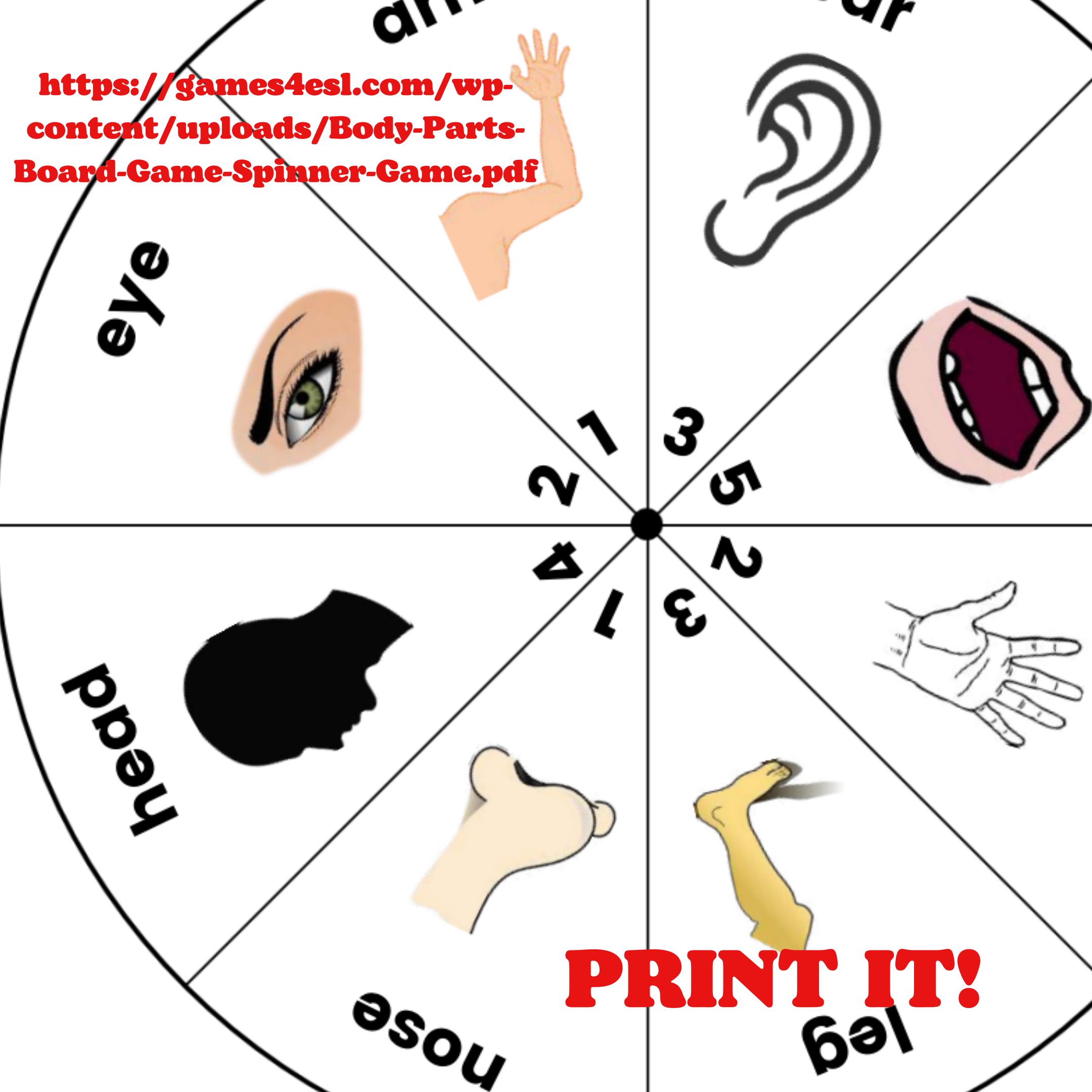


An illustration featuring a large, open book with a cream-colored cover and a blue spine. The book is open to two blank pages. In the center of the pages, the words "NO-TECH" are written in a bold, black, sans-serif font. Surrounding the book are ten diverse, cartoon-style children of various ethnicities and ages. They are all smiling and appear to be interacting with the book. Some are peeking over the top edge, some are peeking from behind the pages, and one is peeking from the bottom edge. The children are dressed in colorful, casual clothing. The background is plain white.

**NO-TECH**



<https://games4esl.com/wp-content/uploads/Body-Parts-Board-Game-Spinner-Game.pdf>



**PRINT IT!**

**PRINT IT!**

**eye**



**ear**

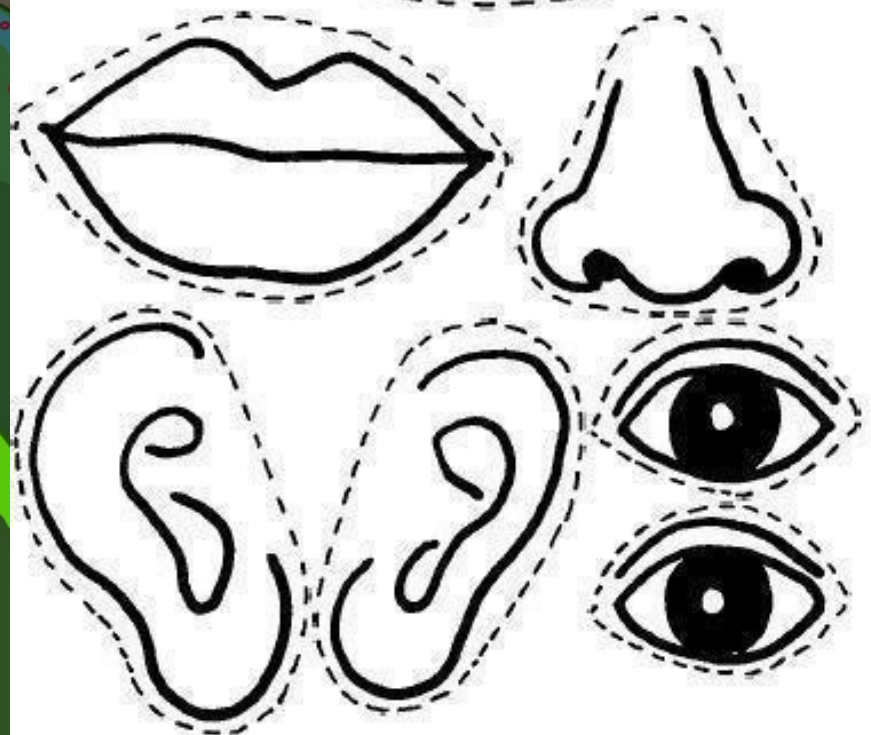



**<https://games4esl.com/wp-content/uploads/Body-Parts-Flashcards-1.pdf>**



**MAKE YOUR OWN MONSTER!  
PRINT IT!**

**<https://ru.pinterest.com/pin/186547609556874311/>**



**MAKE THE FACE YOU  
LIKE!  
PRINT IT!**

<https://ru.pinterest.com/pin/1865476>

**09556874311/**

**A) Write the numbers.**

- 1.** This is my nose.
- 2.** This is my leg.
- 3.** This is my hand.
- 4.** This is my head.
- 5.** This is my eye.
- 6.** This is my mouth.
- 7.** This is my ear.
- 8.** This is my arm.




**<https://ru.pinterest.com/pin/1032591020790327800/>**

**B) Match the pictures with the sentences.**

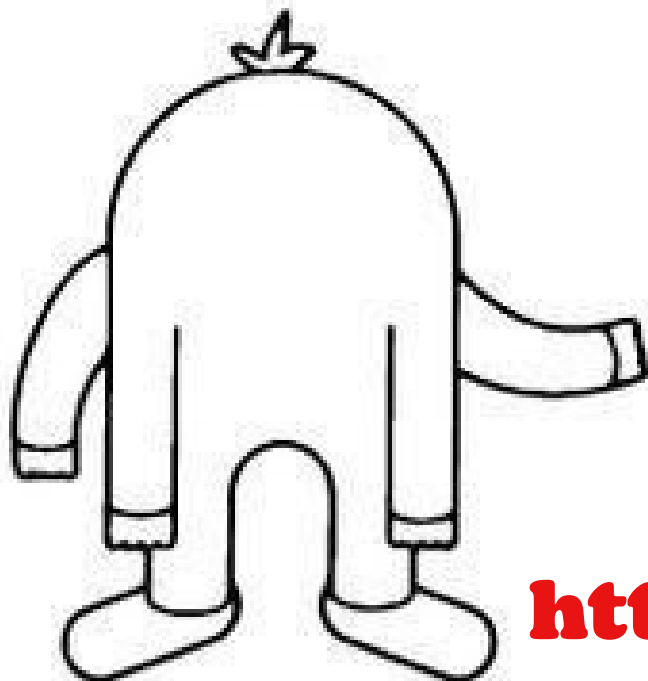
# Draw the monster

Directions: Read the description of the monster and draw its face.



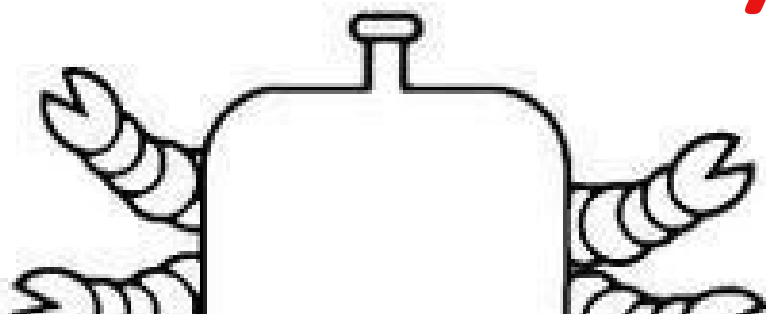
The monster has two big eyes and three noses.  
It has a small mouth.  
It doesn't have any ears.

**PRINT IT!**



The monster has four small eyes and one nose.  
It has two mouths and three ears.

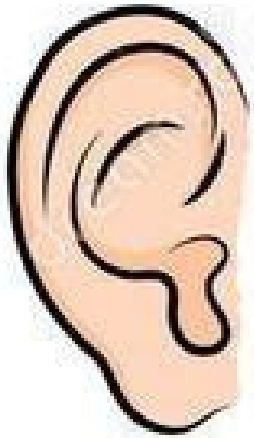
**<https://ru.pinterest.com/pin/752241944028345678/>**



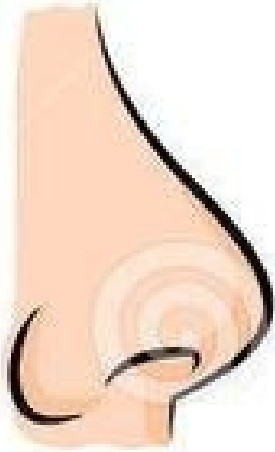
The monster has one eye and two big noses.

# The Five Senses.

Match the pictures to the correct senses.



**PRINT IT!**



**[https://ru.pinterest.com/  
pin/516928863495145154/](https://ru.pinterest.com/pin/516928863495145154/)**

