

# A BIG BOOK OF ACTIVITIES FOR CHILDREN



ALPHABET



# ACTIVITIES AND GAMES: ALPHABET

## HIGH-TECHNOLOGY

**INTERNET, LAPTOP,  
PROJECTOR, INTERACTIVE  
BOARD, ZOOM**


These high-technology tools include real-life collaboration online, virtual reality, AI, using smartphones, QRs etc.



## LOW OR MID TECHNOLOGY

**PC, LAPTOP, INTERNET**



These activities require you to have a laptop or PC with the internet or without, zoom for online classroom settings or laptop for demonstration.



**NO TECH**

**WHITEBOARD, PRINTER, EXTRA MATERIALS**

These activities don't require any technology to be used in your classroom but they may require some printing out of handouts, flashcards, or bringing some realia, paper or stationeries. They may require little to zero preparation.





# LETTER PREDATOR

E \_ \_ \_



B C D F G H I J K L M  
N O P Q R S T U V W X Y Z



[Letter Predator \(nationalgeographic.com\)](http://nationalgeographic.com)

[Princess Presto's Spectacular Spelling Play \(pbskids.org\)](http://pbskids.org)



Alpha Pig's Paint by Letter (pbskids.org)



Active reading: A child needs to help a flying reader to collect all the letters and read the words and sentences to change the ending of a famous story!



[pbskids.org](http://pbskids.org) Super Why Saves the Day (







## Talk About It




Write a noun that begins with each letter of the alphabet.

A _____	B _____	C _____	D _____
E _____	F _____	G _____	H _____
I _____	J _____	K _____	L _____
M _____	N _____	O _____	P _____



Nouns Talk About It -  
BrainPOP Jr.







SUSHI SPELL | LEARN ENGLISH  
(BRITISHCOUNCIL.ORG)

# CLICK IT AND SAY IT

[The English Alphabet - LanguageGuide.org](https://www.languageguide.org)

The Alphabet (*The Alphabet*)

SPEAKING CHALLENGE

LISTENING CHALLENGE




a b c d e f g h i j k l m n  
o p q r s t u v w x y z


# LEARNING WORDS

Ba Ba Dum | Play



lighthouse  
bean  
ice skater  
bee





ALPHABET: Choose a letter general vo...: English ESL  
video lessons (islcollective.com)



# THE ALPHABET SONG



THE ALPHABET SONG - NURSERY RHYMES VIDEO FOR  
KIDS (KIDSWORLDFUN.COM)

ABCDEF G  
HIJKLMN OP  
QRSTU V  
WXY and Z.

Now I know my ABCs;  
Next time won't you sing with me

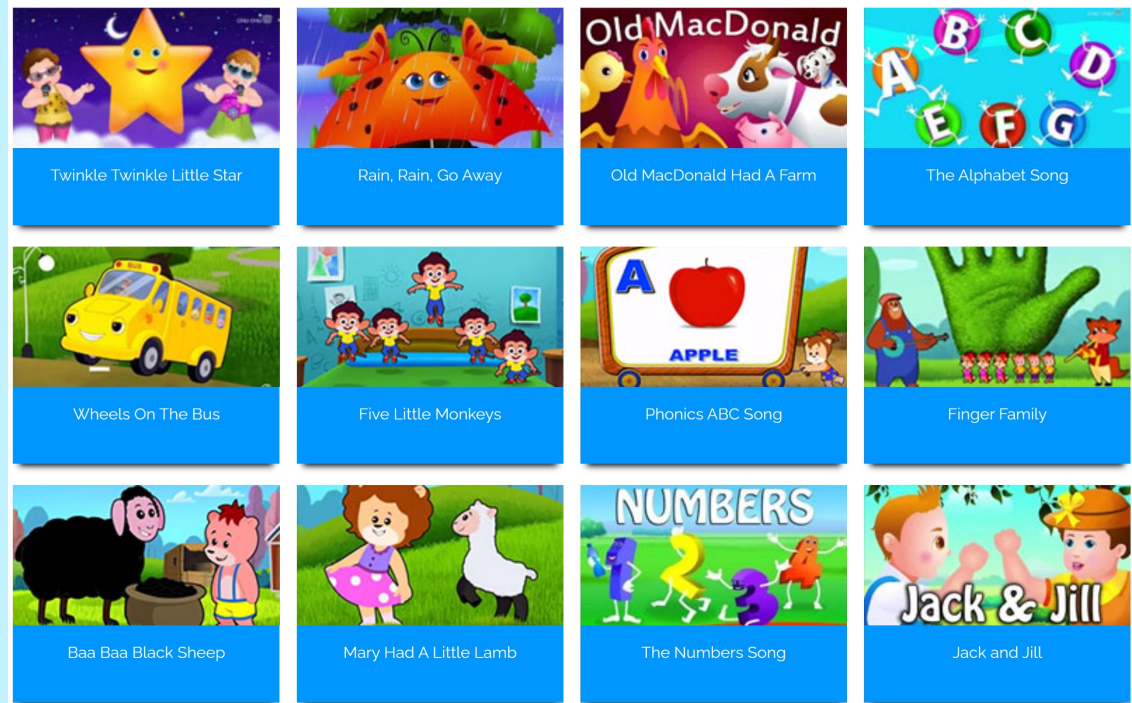
(2) Jolly Phonics - Letter Sound Songs - YouTube






## Video and Audio Resources

Rhymes for Kids, Nursery Songs, Free  
Animated English Rhyming Videos  
([kidsworldfun.com](http://kidsworldfun.com))



(1) Pinkfong Baby Shark - Kids'  
Songs & Stories - YouTube

Super Simple Songs - Super  
Simple



A

B

C

D

E

F

G

H

I

J

K

L

M

N

O

P

Q

R

S

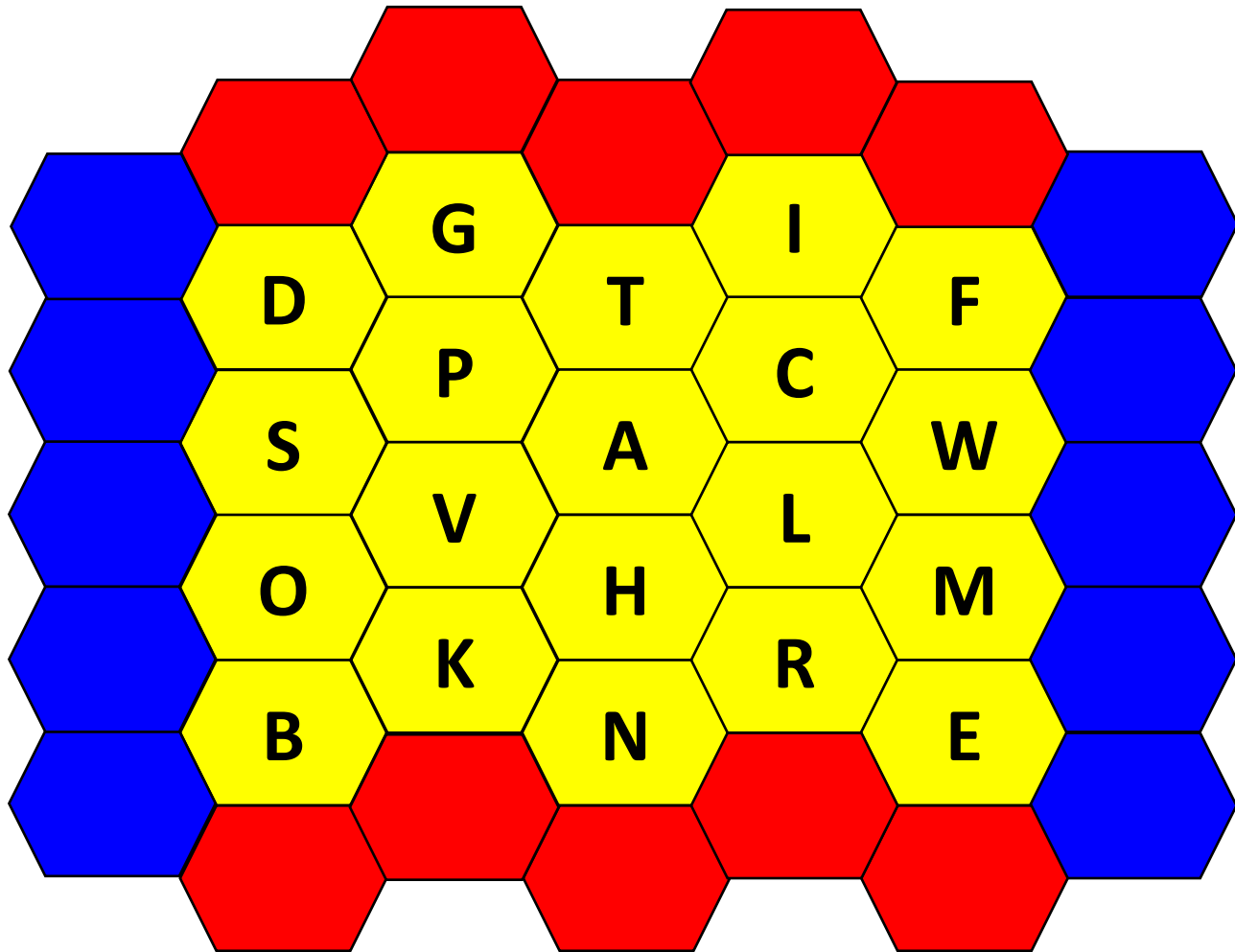
T

U

V

W

X



## ***Blockbusters***

Choose a letter and listen to the question.

Each turn, the first team (red or blue) to guess the answer wins the letter and can choose the next letter.

The red team should try to cross from red to red, and the blue team should try to cross from blue to blue – the winner is the first team to link their colors.

Good luck!



Ant  
Bee  
Cat  
Duck  
Eagle  
Fox  
Gorilla  
Hippo  
Insect  
Kangaroo  
Lobster  
Monkey  
Nest  
Owl  
Parrot  
Rat  
Snake  
Tiger  
Vet  
Wings  
Zebra

Apron  
Belt  
Coat  
Dress  
Earrings  
Flip-flops  
Gloves  
Headphones  
Jewelry  
Kimono  
Lipstick  
Make-up  
Necklace  
Pajamas  
Ring  
Suit  
Tie  
Uniform  
Vest  
Watch

Architect  
Baker  
Cashier  
Doctor  
Engineer  
Florist  
Gymnast  
Hairdresser  
Interpreter  
Journalist  
Lawyer  
Manager  
Nurse  
Optician  
Psychologist  
Reporter  
Surgeon  
Teacher  
Vet  
Writer

Avocado  
Beef  
Cook  
Dessert  
Egg  
Fried  
Grill  
Honey  
Ingredients  
Knife  
Lettuce  
Mushroom  
Noodles  
Obese  
Prawn  
Recipe  
Steak  
Tasty  
Vinegar  
Wasabi



# BOARDING GAME: MY FUNNY ALPHABET

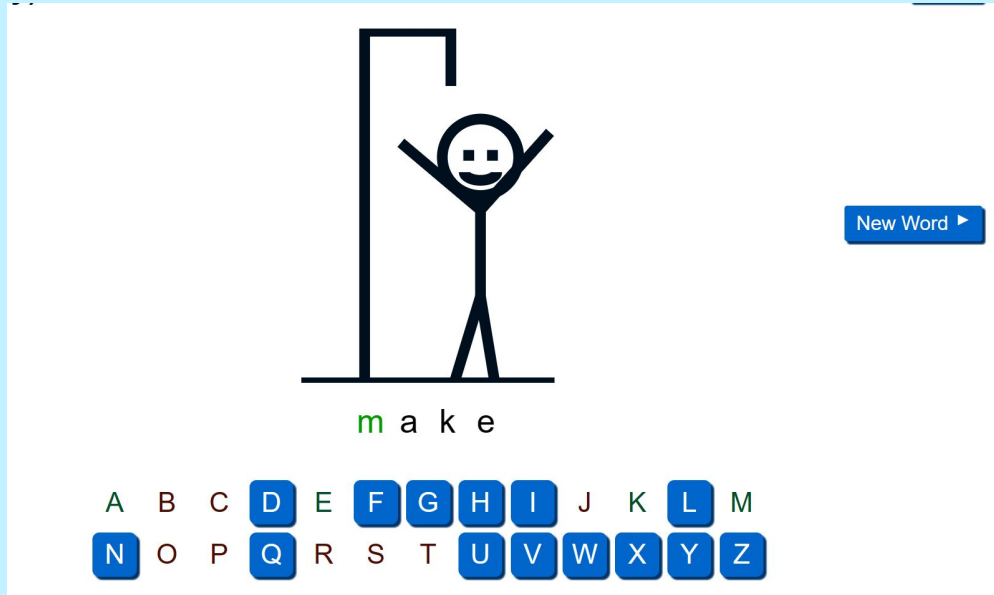
# ABC

[learnhip.com/boardgames/game.php?w=d8d3a2d9](http://learnhip.com/boardgames/game.php?w=d8d3a2d9)

 Roll the dice!	Which letter of the alphabet wants to know the reasons all the time?	<b>GO BACK 2 SPACES</b>	Dog and Dream start with <b>1</b>	It starts with M, you can find it in the zoo	<b>GO BACK 4 SPACES</b>	It keeps all the doctors away. A
<b>Player 1</b>	Which letter is like a ring around your finger? 		Ant and apple start with	It slithers... S-S-s		Meow, meow
<b>Player 2</b>	I am a letter of the alphabet, and I can be hot.		Name a word that starts with Z	It is big and round, very yummy, green and red inside. W		Apples grow on a
<b>Player 3</b>	I am a letter that buzzes around. Who am I?		Name a word that starts with B	It makes honey and starts with B		They hop and jump. R
<b>Player 4</b>	<b>START</b>		Name a word that starts with R	<b>GO BACK 3 SPACES</b>		<b>FINISH</b>
<b>Player 5</b>				It starts with S and it falls down from the sky in winter		
<b>Player 6</b>						
<b>Player 7</b>						
<b>Player 8</b>						
<b>Restart</b>						

# HANGMAN

[Play Hangman: Easy Words for Kids \(hangmanwords.com\)](http://hangmanwords.com)





m a k e

New Word ▶

A	B	C	D	E	F	G	H	I	J	K	L	M
N	O	P	Q	R	S	T	U	V	W	X	Y	Z



Letter		Categories Add A Category - 12 +	
		1 Food/Drink That Is Green	
		2 Childrens Books	
Time <span>Change</span> <span>Pause</span> 110 		3 Items You Take on a Trip	
		4 Vacation Spots	
		5 Desserts	
		6 Gifts/Presents	
		7 Street Names	
		8 Offensive Words	
		9 Capitals	
		10 Awards/Ceremonies	
		11 World Leaders/Politicians	
		12 School Subjects	

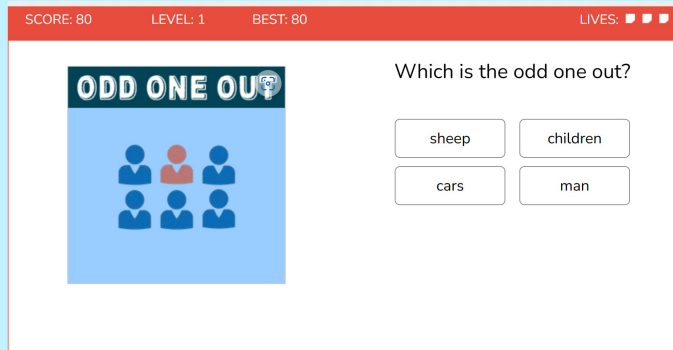


[Swellgarfo | Scattergories List Generator](#)




# ONLINE GAMES

## WITH WORDS ...

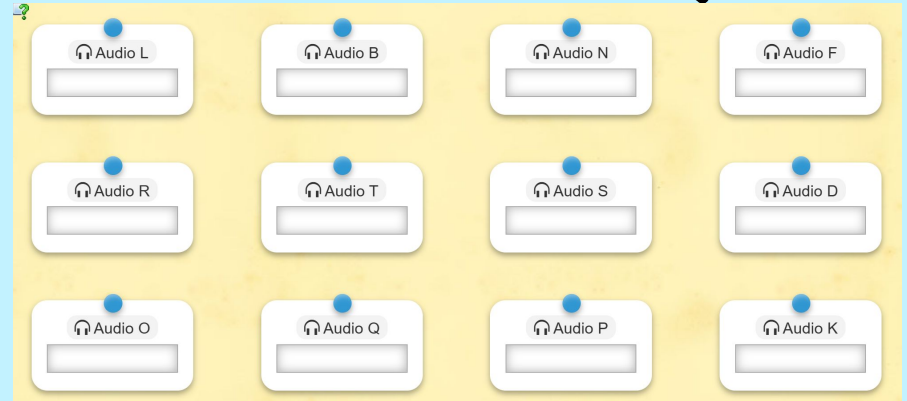


[FLUENT - Test Your Knowledge of English, a game for ESL learners < \(roadtogrammar.com\)](#)

["Word Molecules - A Challenging Word Game \(roadtogrammar.com\)](#)



# MATCH IT!



[ALPHABET-MATCHIG \(LEARNINGAPPS.ORG\)](http://learningapps.org)

[Alphabet - spelling practice \(learningapps.org\)](http://learningapps.org)



# JEOPARDY: ALPHABET AND FIRST WORDS

<https://www.playfactile.com/ldtv04vybt>

Alphabet and First Words

LETTERS	WORDS	ANIMALS
\$100	\$100	\$100
\$200	\$200	\$200
\$300	\$300	\$300
\$400	\$400	\$400
\$500	\$500	\$500


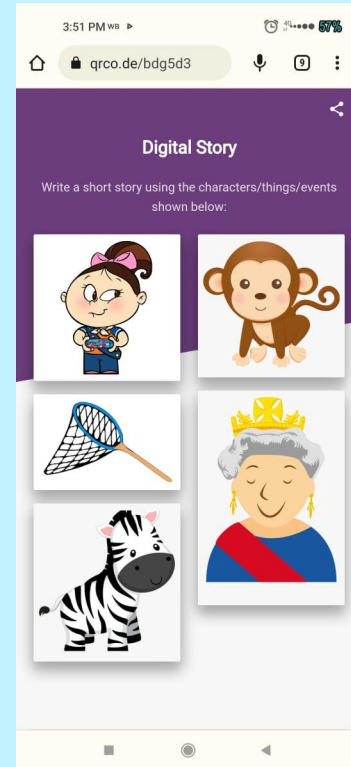
  

	
+ \$200 -	+ \$600 -
BANANA	PINEAPPLE
✓ ✗	✓ ✗

# Storytelling: ALPHABET QR



<https://app.qr-code-generator.com/>



## Menu (early-reading.com)

There are only 5 books, which can be read for free.

The package has printable storybooks, story video, phonics videos, crosswords and jigsaw, fun word games, read along, word skills, word search.

This reading set allows to engage lazy readers or various learners as students can read, listen, watch and play games while reading a story!

First 5 Books are free ...



# SPELLING BEE INTERACTIVE - ANNENBERG LEARNER


## Spelling Bee - Level 1

Listen to the story, then click on the empty boxes to spell the words. Click on the button next to the word box to hear the word again and get a hint. Click "Check Score" when you're done.

The   rat ate a yellow  . And now

 tummy is full.

I said to the rat, "Come and play with  .

But he just would   move.



Play Story

Check Score



Useful Tips

# WRITE YOUR FIRST SILLY POEM

Magnetic Poetry : Play with the Original Magnetic Poetry Kit


Play with the  
**Original Magnetic Poetry Kit**

 **BUY THIS KIT NOW!**


Title  
by author

I can dress with my purple suit  
I run but head to lie with TV

gown milk by but be as about  
the for est ed cry  
on lick in if ly lust  
not no rose r petal  
sordid s the the  
urge tiny she who there there  
language wax







Find the Duck

## Lost and Found

Find and circle each uppercase letter of the alphabet in order hidden in the picture.


A	B	C	D	E	F	G	H	I	J	K	L	M
N	O	P	Q	R	S	T	U	V	W	X	Y	Z



**FINISH**

26 **Zz**  


25 **Yy**  


24 **Xx**  


23 **Ww**  


22 **Vv**  


21 **Uu**  


14 **Nn**  


15 **Oo**  


16 **Pp**  


17 **Qq**  


18 **Rr**  


19 **Ss**  


20 **Tt**  


13 **Mm**  


12 **Ll**  


11 **Kk**  



10 **Jj**  


9 **Ii**  


8 **Hh**  


7 **Gg**  


**START**

1 **Aa**  


2 **Bb**  


3 **Cc**  


4 **Dd**  


5 **Ee**  


6 **Ff**  


Go back to the start

Go back to 10

Go to 20

Go to 15

Go to 10

Miss a turn



# ALPHABET YOGA

GO THROUGH THE ALPHABET ONE LETTER AT A TIME AND TRY TO MAKE THAT LETTER WITH YOUR ARMS, LEGS AND HEAD!



# HANDY ALPHABET




# I SPY WITH MY LITTLE EYE

A<sup>B</sup>C





# I SPY ALPHABETS



u       I       G   
r       m



Find the objects that start with /p/.



Find the objects that start with /p/.



paint



pants



peach



pig



pet



pie



pen



pizza



pickle



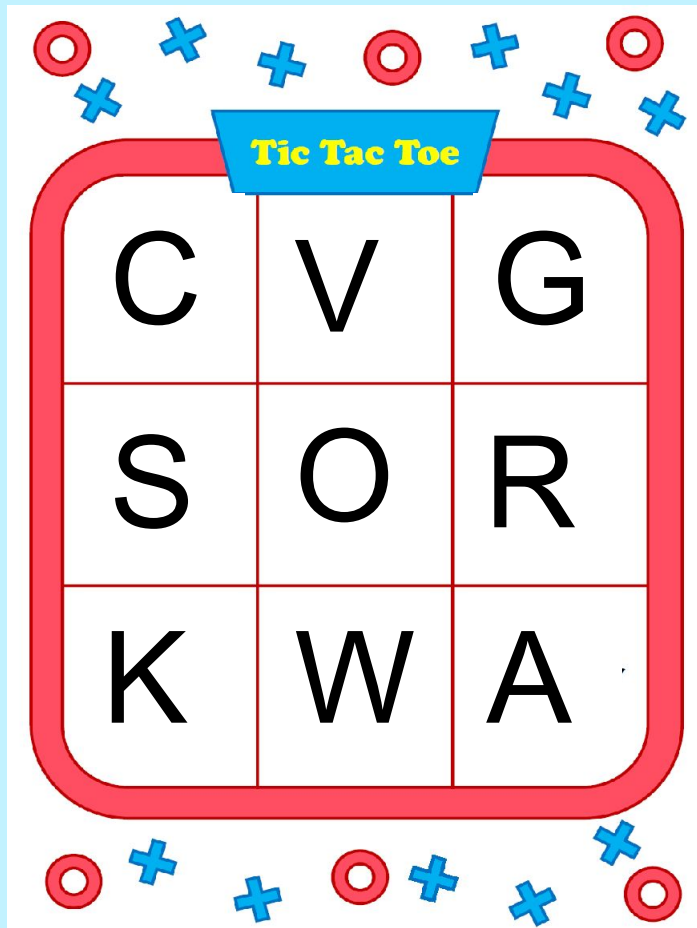
pony



# NO-MESS PAINT

PLACE A TABLESPOON OF ANY COLOUR PAINT INSIDE OF A ZIPLOC BAG AND SEAL IT WELL. USE YOUR FINGER ON THE OUTSIDE OF THE BAG TO PRACTICE WRITING THE LETTERS OF THE ALPHABET






### Revision Game:

Explain the rules of the game if your students are not aware of how to play it!

You can change the letter anytime to revise those you need.

Students play tick tack toe by naming two or three words that start with the letter they need to make a move!

A great way to warm-up or wrap-up your class!



# Prints-out to color and learn letters

[Art | Sesame Street | PBS KIDS](#)

[englishalphabet-colouring-pages-a-z.pdf \(kidsworldfun.com\)](#)



# SPELLING GAMES

## BACK TO BACK SPELLING




**Resources:** notebooks or sheets of papers, pencils

Students are divided into pairs. Each student in a pair writes the given word on the other student's back with a finger. The partner must find out what word the other one has written just by guessing and thinking about how the letters are being formed. After finding out the word, the partner has to say the word aloud or write it down.



**TACO CAT**

spelled backwards is



**TACO CAT**

# SPELLING GAMES

## THE CUT AND PASTE

**Resources:** old magazines, newspapers,  
scissors and glue stick

Give each student a page from a newspaper or a magazine. Ask them to cut out letter from the headlines and write some simple words or sentences.

This activity can be done in groups or pairs or can even be given as a homework assignment.



# SPELLING GAMES

## SPELLING BEEEEES




house | quiet | altogether | chocolate | two |  
young | vegetable | beautiful | easy | right |  
straight | echo | color | almost | knee |  
believe | design | except | enough | fruit |  
answer | clothes | independent | professional  
| answer | eye | fruit | question | accident |  
measure | bicycle | beginning | enough |  
daughter | advantage | headache | address |  
light | money | people | accept | stomach |  
chief | already | water | thief | laugh | parallel |  
business | sea | write | because | pleasure |  
international | friend | where | always |  
cupboard | scene | tongue | tomorrow |  
Wednesday | bought | wrote | surprised |  
mouse



# A TO Z RACE

Write the letters **A** to **Z** in columns down the board. Make sure that there's enough space next to each letter for a word to be written. Divide the class into two teams. Get each team to nominate a writer who comes to the front and stands at the board. Each writer will need a different colored board pen or piece of chalk. Let the game begin! You can give a certain topic or just words for young learners. The game can be played online and offline.

A	Banker	Chef
D	E	F
Gardener	H	I
J	K	L
M	N	O
Pilot	Q	Rockstar
S	T	U
V	Waiter	X
Y	Z	



# SPELLING GAMES

## ERASING WORDS




**Resources:** old magazines, newspapers,  
scissors and glue stick

Write about ten words that the students have recently learnt as a list on the board. Give the class a minute to memorize or to 'photograph' the words in their mind. Then point out one word, and erase it. The students have to write it down in their notebooks from their memory. Do this until all the words have been erased, and students have written down all of them in their notebooks. Check the spellings. Those who have got the maximum correctly are the winners.








# FLASHCARDS: DUEL



## The Duel



**Materials needed:** flashcards or cut-out letters.


Put children back to back to each other. Count to three and let them take three steps to opposite sides. Say Duel! Children need to quickly turn to face each other, and the first person to name what he or she sees is the winner! It is a funny activity for revision!

# YUMMY ALPHABET SOUP

Materials: letters and a big pot, a plastic bowl, a plastic ladle.

Print out the letters and cut them out, put the bowl or a pot in front of the class and start adding letters to it mixing the ingredients of your alphabet soup, revise vocabulary by asking students questions (revise food or veggies).

Divide students into groups and pour them a serving of the alphabet soup, make students write words that start with these letters. The letters are attached in the next slide. Bon appetite!



A	B	C	D	U	V	W	X	O	p	q	r
E	F	G	H	Y	Z	a	b	s	t	u	v
I	J	K	L	c	d	e	f	w	x	y	z
M	N	O	P	g	h	i	j	A	B	C	D
Q	R	S	T	k	l	m	n	E	F	G	H
								I	J	K	L

# ALPHABET WALK

**MATERIALS:** shower curtain, permanent black marker, tagboard, masking tape, number cube pattern, scissors, tape

Write the letters of the alphabet in random order on the shower, creating any path with alphabet such as the one

Write the letters on large pieces of tagboard using a thick black marker. Laminate and tape the letters to the floor to create an alphabet path! Children walk the alphabet path as they say each letter's name.

On a second walk, children say the sound that each letter stands for or name any words, which starts with this letter.





# ALPHABET HUNT



**#1. PRINT OUT  
FLASHCARDS,  
LAMINATE THEM.**

**#2. HIDE THESE  
FLASHCARDS  
EVERYWHERE IN THE  
CLASSROOM**

**#3. REVISE  
ALPHABET WITH YOUR  
STUDENTS. SAY  
SOME LETTERS GONE  
MISSING!**

**#4. NAME A LETTER  
AND LET YOUR  
STUDENTS FIND IT IN  
THE CLASSROOM AND  
BRING IT TO YOU!**

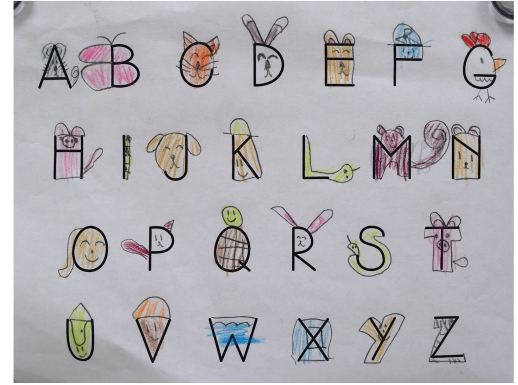

**#5. LET ALL STUDENTS  
NAME THE LETTER AND  
THREE WORDS, WHICH  
START WITH IT!**

**HAVE FUN!**

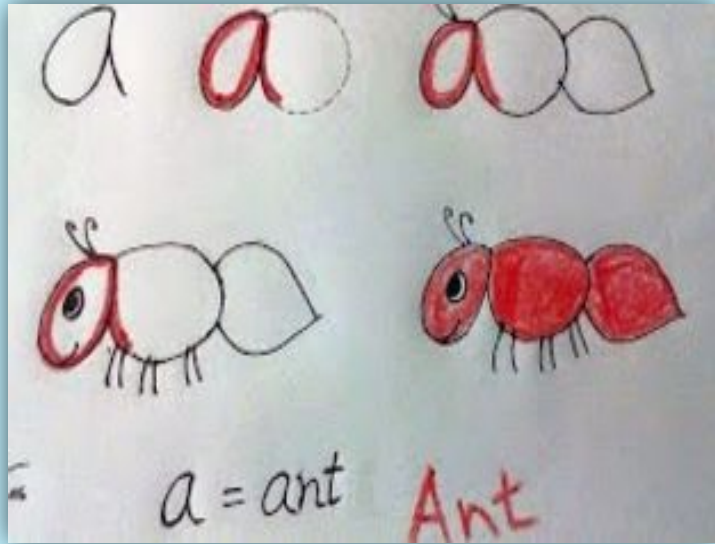

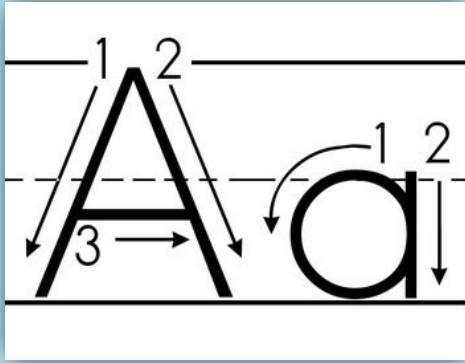


# ALPHABET ART

1. Playdough mats
2. Alphabet posters
3. Drawing with letters



# DRAW WITH LETTERS








The PPT with all the letters and drawings are attached.







# STORYTELLING

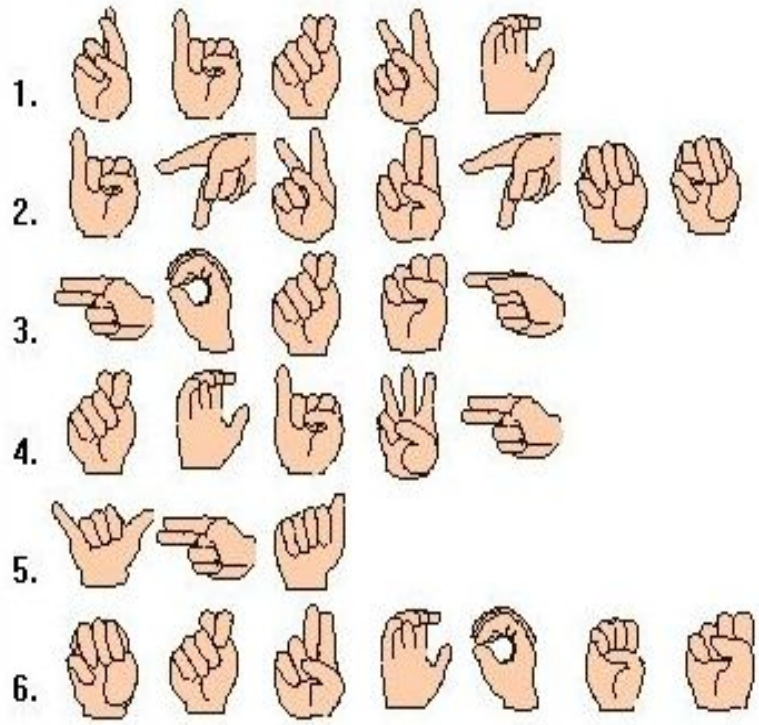
1. Print out different pictures with words your young learners know and hang them out everywhere in the classroom (with a picture side to the wall).
2. Team up your learners into two or three groups and let each group select 5 different pictures without flipping them.
3. Once pictures are chosen, let learners create either sentences or a short story about the characters they selected.





(1) The ASL Alphabet - YouTube





trick	witch	ghost
hay	pumpkin	costume




# BRaille ALPHABET

designed by  vexels

<b>A</b> ⠠	<b>B</b> ⠠	<b>C</b> ⠠	<b>D</b> ⠠	<b>E</b> ⠠	<b>F</b> ⠠	<b>G</b> ⠠	<b>H</b> ⠠	<b>I</b> ⠠	<b>J</b> ⠠	<b>K</b> ⠠	<b>L</b> ⠠	<b>M</b> ⠠
<b>N</b> ⠠	<b>O</b> ⠠	<b>P</b> ⠠	<b>Q</b> ⠠	<b>R</b> ⠠	<b>S</b> ⠠	<b>T</b> ⠠	<b>U</b> ⠠	<b>V</b> ⠠	<b>W</b> ⠠	<b>X</b> ⠠	<b>Y</b> ⠠	<b>Z</b> ⠠
Capital ⠠	Dot ⠠	# ⠠	, ⠠	¿? ⠠	; ⠠	!; ⠠	“ ⠠	( ) ⠠	- ⠠	* ⠠	& ⠠	

# *Musical Chairs*

1. Choose music to play. Set up the chairs in circle with the seat of the chair facing the outside of the circle.
2. The number of chairs should be minus one from the number of players.
3. **Players walk around the chairs when the music starts.** As soon as the music stops playing, the players need to take a seat and name the letter they find under their seat. Make your students also name a couple of words that start with such a letter.
4. **Leave the game if you're left without a chair. Remove one more chair and play again.** Continue playing rounds until there is one person left




## ALPHABET LINE UP OR ABC TRAIN

<https://youtu.be/RI4c9Z-bbM8>

Students get flashcards with alphabet. They mingle and show what letters they have.

It says it is time for the alphabet line-up! Letters, line up! Students need to quickly stand in a line to show A to Z.

There is an option to play this game as ABC train, students get flashcards and while watching the video about the ABC train, they also need to line up in the train line to demonstrate the correct sequence from A to Z and name all the animals they see on that train!



## The Alphabet Parachute Game

### Materials: a big piece of cloth

T lets students choose their favorite letter, or students can pick up a letter from a box with alphabet. Students stand in circle and hold a parachute.

When T says “UP!”, all players must lift their arms to make the parachute float in the air. When T says “DOWN!”, the players should lower their arms to the starting position. When T says 2 different letters of the alphabet, the players with these letters need to run to the opposite side of the parachute under it until the parachute is down! If one is caught underneath the parachute, he or she is out!






# LANGUAGE CRAFTS

LEGO, BLOCKS, CUBES, POPSICLES, PIPE CLEANERS CAN BE USED TO BUILD LETTERS OR EVEN WORDS!







# Cat on the Mat


Story by Jennifer Cooper-Trent  
Illustrations by Anthony Mitchell

© The Early Reading Company.  
[www.early-reading.com](http://www.early-reading.com)




[reading-worksheet-1.pdf \(kidsworldfun.com\)](#)






Page 2

The cat.




Page 3

The fat bat.



Page 2a


The fat rat.



Page 3a

The fat rat sat  
on a mat.





Page 4


The bat and a rat  
sat on a mat.

X  
Cut 'n  
Staple



Page 4a

The cat sat  
on a mat.



Page 5

The bat and a fat  
rat sat on a cat.

<  
Cut 'n  
Staple



Page 5a

The fat cat sat  
on a mat.




## Comprehension

1. *What animal sat on the mat first?*
2. *How many animals are in this story?*
3. *Who sat on the mat next to the fat rat?*
4. *Who sat on the cat?*
5. *What happened to the rat and the bat?*

Complete the sentences with these words.  
**rat, mat, bat, rat, cat**

The fat \_\_\_ sat on a \_\_\_.

The \_\_\_ and \_\_\_ sat on a cat.



# WRITING

## A CAT

A FAT CAT

A FAT CAT SAT

A FAT CAT SAT ON A MAT

A FAT CAT SAT ON A GREEN MAT

A FAT CAT SAT ON A GREEN MAT AND ATE


A FAT CAT SAT ON A GREEN MAT AND ATE AN APPLE

A FAT CAT SAT ON A GREEN MAT AND ATE A RED APPLE

A FAT CAT SAT ON A GREEN MAT AND ATE A RED APPLE AND A HAT

A FAT CAT SAT ON A GREEN MAT AND ATE A RED APPLE AND A HAT YESTERDAY

A FAT CAT SAT ON A GREEN MAT AND ATE A RED APPLE AND A BLACK HAT YESTERDAY



*Write down one word on the white board, let your students work in pairs or groups. Take turns and come up with a bigger text / kill it if there is no chance to continue!*

*Have fun!*

# ASSESSMENT


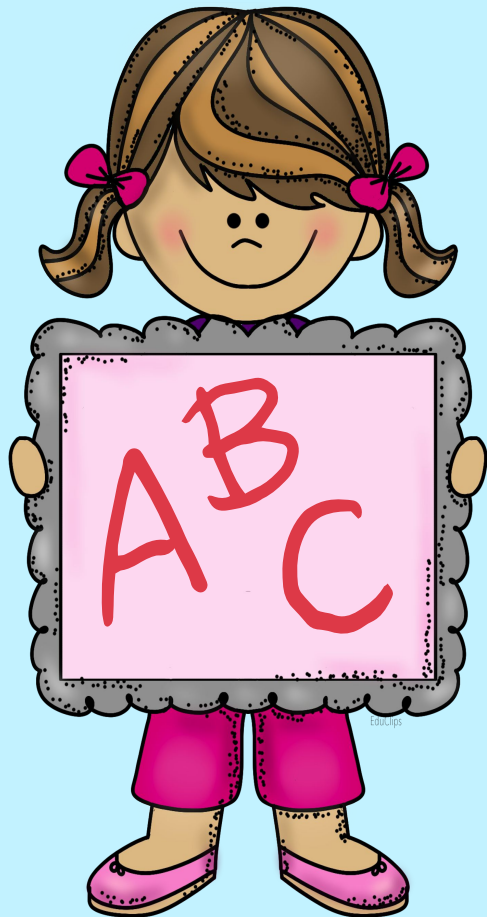
## ALPHABET PORTFOLIO

A<sup>B</sup>  
C

PORTFOLIOS CAN BE PAPER or DIGITAL.

They may include:

1. Letters of alphabet
2. Alphabet Crafts
3. Handwritten letters
4. Pieces of art (drawings and paintings)
5. Alphabet songs and music
6. Favorite videos of alphabet
7. Spelling Bee competitions
8. Certificates
9. Writings
10. Reflections



# alphabet

Well done!  
You know the alphabet!



Name: \_\_\_\_\_



Date: \_\_\_\_\_

Signed: \_\_\_\_\_

# ATTACHMENTS

ABC

- Alphabet Infographics
- Alphabet Letter Hunt
- Alphabet Mega Pack with handwriting handouts
- Alphabet Reading Book
- Cambridge Alphabet Coloring Book
- Nursery Rhymes and Fingerplays
- Phonics Games for kids
- Rhyming Bingos with Pictures
- Silly ABC Book
- The Nature alphabet for Scavenger Hunt
- Alphabet Art





# THANKS!

---

If you have any questions or suggestions,  
please contact us by:



CREDITS: This presentation template was created by **Slidesgo**,  
including icons by **Flaticon**, infographics & images by **Freepik**

Please keep this slide for attribution

