


# Actions

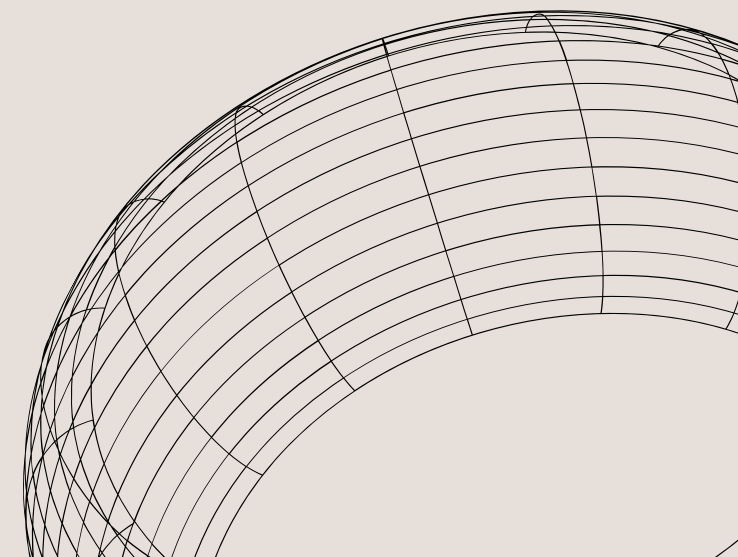


Action is doing something for a particular purpose.

- The process of doing something, especially when dealing with a problem or difficulty



**An action verb tells what the subject of our sentence is doing. Action verbs can be used to express physical or mental actions.**



**There are thousands of action verbs. Here are a few examples.**

**run**



**swim**



**dance**






**fight**



**ride**



**hit**




**read**



**climb**



**pull**



**throw**



**push**



**hold**



**sleep**



**sit**



**jump**



**JUMP**

**cry**



**kick**



**laugh**




**think**




**catch**



**skip**



**fly**



**pose**




**talk**



**pray**



**smile**



**crawl**



**wash**



**carry**




**listen**



**drink**



**dive**



**cook**



**write**




**clean**



**Hug**



**kiss**



**cut**



**listen**



**exercise**



**eat**



**teach**









<https://youtu.be/4c6FyuetS>

Vo







# The Action song



<https://youtu.be/dUXk8Nc5qQ8>



# Action verbs fidget spinner game

- Cut a small arrow from paper or craft foam and stick in onto the fidget spinner as your pointer.
- Place the fidget spinner in the middle of the vocabulary circle.
- Spin it and say the word quickly.





# Bean Bag Toss Game

This bean bag toss game is a great way to help children learn action words (verbs) and practice using their gross motor skills.

It's a fun game for toddlers, preschool, pre-k, and kindergarten age kids.





First, print the Action Word Bean Bag Toss Printable (linked above in the supply list), and glue one action word to a piece of colored construction paper.

Once that's dry you can laminate them. This will keep them nicer and you'll be able to play the game over and over again.

Then take the colored tape, and make a square on the floor big enough for your child/children to stand in.

Then, standing in the square take about 3 to 4 big steps and use the colored tape to tape down the action word cards.

Get the bean bags and put them by the square you made with the colored tape. Now, you're ready to play!







**What is taught with this activity?**

- **Action words (verbs)**
- **Gross motor skills**
- **Problem solving skills**
- **Following directions**

**Extending this activity is so easy!**

**There are so many things that can be done to extend this fun and easy activity.**

- You could use this activity to learn letters**
- You could use this activity to learn sight words**
- You could use this activity to learn colour words**
- You could use this activity to learn shapes**

# Actions

Look and read. Then, match.



I like to walk

I like to draw

I like to sing

I like to play

I like to slap

# What can you do?



**walk**

**jump**



**run**

**eat**



**look**

**sleep**





**catch**

**clap**




**walk**

**dance**



**walk**

**run**



**catch**

**clap**

# I Can



**catch**



**hit**



**run**



**jump**



**swim**

# What can I do?

**sing**

**jump**

**paint**

**walk**



**I can \_\_\_\_\_**

**I can \_\_\_\_\_**

**I can \_\_\_\_\_**


**I can \_\_\_\_\_**

**dance**

**climb**

**write**

**read**



**I can \_\_\_\_\_**

**I can \_\_\_\_\_**

**I can \_\_\_\_\_**

**I can \_\_\_\_\_**

# Can you \_\_\_\_\_?

Yes, I can...

No, I can't...

1. Can you read book?



2. Can you \_\_\_\_\_?



3. Can you \_\_\_\_\_?



\_\_\_\_\_



4. Can you \_\_\_\_\_?




\_\_\_\_\_



5. Can you \_\_\_\_\_?



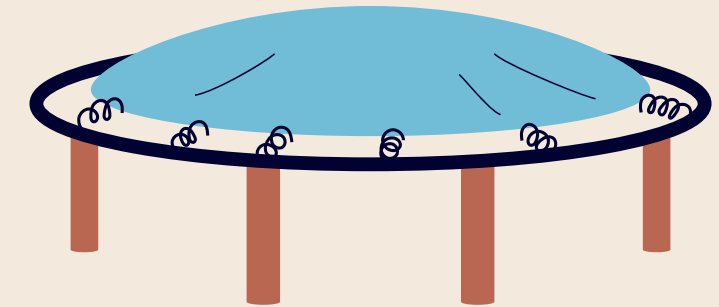
\_\_\_\_\_



6. Can you \_\_\_\_\_?



7. Can you \_\_\_\_\_?



8. Can you \_\_\_\_\_?




# What can they do?

can/can't


monkey



shark



octopus



sheep




tiger



snake



dolphin



bird




panda



rabbit




crocodile






# walk



The shark can't walk



\_\_\_\_\_



\_\_\_\_\_


# swim



The octopus can swim



\_\_\_\_\_




\_\_\_\_\_

# climb



The

\_\_\_\_\_



\_\_\_\_\_




\_\_\_\_\_

# jump




The

\_\_\_\_\_



\_\_\_\_\_



\_\_\_\_\_



**can/can't**



**1. I can't play football** 

**2. I can't roller skate**

**3. I can't do karate**

**4. I can't play basketball**

**5. I can't ride my bike**

**6. I can't play tennis**

**7. I can't surf**

# can/can't


with animals



Lions \_\_\_\_\_run fast




Monkey \_\_\_\_\_sing




The tortoise \_\_\_\_\_climb trees



**Tigers \_\_\_\_\_eat pizza**



**Elephants \_\_\_\_\_fly in the sky**



**The octopus \_\_\_\_\_swim in the water**




# Look and answer

Can you jump?



Yes, I can jump

Can you run?



No, I can swim

Can you swim?




Can you climb?

Can you fly?



Can you swim?



Can you climb?



# action verbs



e\_t



dr\_n\_



wa\_ch



\_tu\_y



li\_te\_\_



wr\_t\_



# Free printable activity

## Motor Skills Dice

Gross motor skills are involved in coordinated movements by large muscle groups, like the arms and legs. Fine motor skills are involved in smaller movements, like in the hands and fingers, feet and toes. Engaging your kids in simple activities, like the ones on these DIY Activity Dice, will help them develop the skills they need for everyday actions!

**ACTIVITIES DICE**  
**INSTRUCTIONS**

**ACTIVITY**

With just a roll of the dice, you can help your kids develop the skills they need for everyday actions! Simple activities like these encourage your kids' coordination and gross and fine motor skills. They're a little silly and a lot of fun, too.

**TO GET STARTED YOU WILL NEED:**

- Scissors
- Tape

**DIRECTIONS:**

There are two dice with different activities. Cut out each one along the solid lines. Fold along the dotted lines and use your tape to hold the sides together. Have your kids roll the dice by tossing them into the air and watching them fall, then perform the actions together that are on top when the dice land!




The illustration shows a hand holding two dice. One die is labeled 'Stomp your feet.' with a shoe icon, and the other is labeled 'Touch your finger to your nose.' with a hand icon. In the background, there is a bookshelf with several books and a framed picture on the wall.

# ACTIVITIES DICE

## GROSS MOTOR CUBE

ACTIVITY

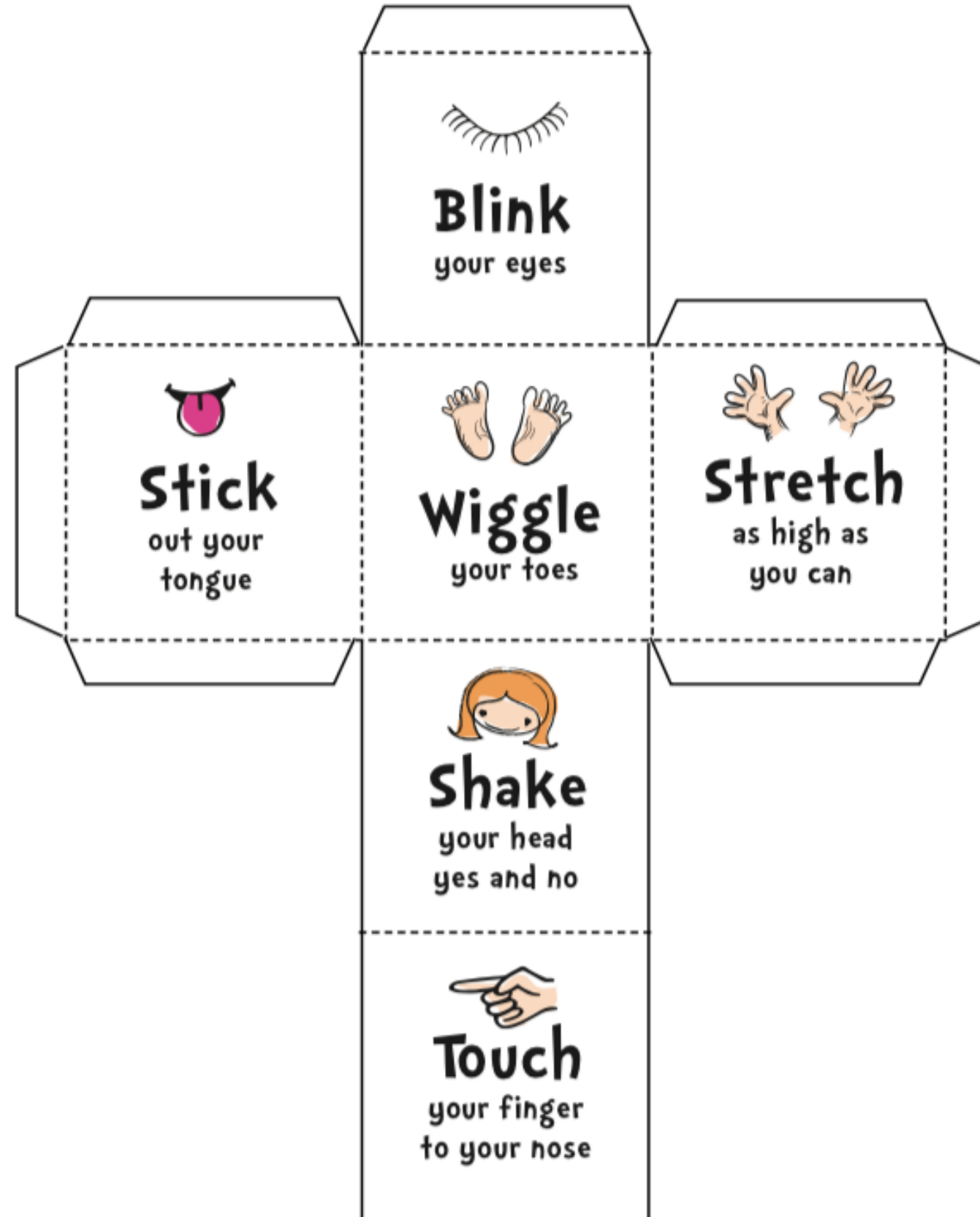




# ACTIVITES DICE

## FINE MOTOR CUBE

### ACTIVITY





# Action activity

<https://youtu.be/V-4IK05SgVU>



# Actions

Well done!

You know the actions



Name \_\_\_\_\_

Date \_\_\_\_\_

Signed \_\_\_\_\_

THANK YOU

